

**CU Investment Solutions, LLC**

Brady McLeod, Registered Representative  
 Walter Thompson, Registered Representative  
 Julie Chapin, Registered Representative  
 Chris Hageman, Registered Representative  
 Rachel Palmer, Registered Representative  
 Lea Papamichael, Registered Representative  
 Call 855-882-8474



**New Issue Offerings  
 5/4/2021**

Fixed Rate Callables												
Issuer	Cusip	Coupon	Maturity	Call Date	Price	Years To	Lockout	Call Frequency	Settle Date	Spread to Interp		
						Maturity	in Months			Treas	YTM	YTC
FEDERAL HOME LOAN BANK	3130AMEP3	0.400	5/24/2024	8/24/2021	100	3.00	3	Quarterly	5/24/2021	0.03	0.400	0.400
FEDERAL HOME LOAN BANK	3130AME57	0.500	8/26/2024	11/26/2021	100	3.25	6	Quarterly	5/26/2021	0.07	0.500	0.500
FEDERAL HOME LOAN BANK	3130AMD25	0.600	11/18/2024	8/18/2021	100	3.51	3	Quarterly	5/18/2021	0.12	0.600	0.600
FEDERAL HOME LOAN BANK	3130AMBY7	0.550	11/26/2024	11/26/2021	100	3.51	6	Quarterly	5/26/2021	0.07	0.550	0.550
FEDERAL HOME LOAN BANK	3130AMD58	0.670	2/19/2025	8/19/2021	100	3.76	6	Quarterly	5/19/2021	0.14	0.670	0.670
FEDERAL FARM CREDIT BANK	3133EMYN6	0.710	5/6/2025	5/6/2022	100	4.00	12	Anytime	5/6/2021	0.12	0.710	0.710
FEDERAL HOME LOAN BANK	3130AM5M0	0.750	5/13/2025	8/13/2021	100	4.00	3	Quarterly	5/13/2021	0.16	0.750	0.750
FEDERAL HOME LOAN BANK	3130AMBC5	1.000	2/20/2026	8/20/2021	100	4.76	3	Quarterly	5/20/2021	0.25	1.000	1.000
FEDERAL HOME LOAN BANK	3130AMDQ2	1.000	2/24/2026	11/24/2021	100	4.76	6	Quarterly	5/24/2021	0.25	1.000	1.000
FEDERAL HOME LOAN BANK	3130AMCE0	1.050	5/12/2026	8/12/2021	100	5.00	3	Quarterly	5/12/2021	0.25	1.050	1.050
FEDERAL HOME LOAN BANK	3130AMCL4	1.020	5/19/2026	11/19/2021	100	5.00	6	Quarterly	5/19/2021	0.22	1.020	1.020
FEDERAL HOME LOAN BANK	3130AMEA6	1.520	5/24/2028	11/24/2021	100	7.01	6	Quarterly	5/24/2021	0.41	1.520	1.520
FEDERAL HOME LOAN BANK	3130AMEB4	1.500	11/17/2028	5/17/2022	100	7.51	12	Quarterly	5/17/2021	0.32	1.500	1.500
FEDERAL FARM CREDIT BANK	3133EMYQ9	2.000	5/5/2031	5/5/2022	100	10.01	12	Anytime	5/5/2021	0.43	2.000	2.000
FEDERAL FARM CREDIT BANK	3133EMYP1	2.100	5/6/2031	8/6/2021	100	10.01	3	Anytime	5/6/2021	0.53	2.100	2.100
FEDERAL FARM CREDIT BANK	3133EMYS5	2.450	5/10/2034	8/10/2021	100	13.01	3	Anytime	5/10/2021	0.78	2.450	2.450

Step-Up Rate Callables												
Issuer	Cusip	Coupon	Maturity	Call Date	Price	Years To	Lockout	Call Frequency	Settle Date	Spread to Interp		
						Maturity	in Months			Treas	YTM	YTC
FEDERAL HOME LOAN BANK	3130AMAK8	0.750	5/18/2026	8/18/2021	100	5.00	3	Quarterly	5/18/2021	0.32	1.120	0.750
FEDERAL HOME LOAN BANK	3130AMEH1	1.000	5/24/2027	8/24/2021	100	6.00	3	Quarterly	5/24/2021	0.55	1.503	1.000
FEDERAL HOME LOAN BANK	3130AMBH4	1.000	5/12/2028	5/12/2022	100	7.01	7	Quarterly	5/12/2021	0.31	1.417	1.000
FEDERAL HOME LOAN BANK	3130AMEL2	1.000	5/27/2031	8/27/2021	100	10.01	3	Quarterly	5/27/2021	0.58	2.151	1.000

All securities are offered through CU Investment Solutions LLC (ISI). The home office of ISI is located at 8500 W. 110th St., Overland Park, KS 66210. ISI is registered with the Securities and Exchange Commission (SEC) as a broker-dealer under the Securities Exchange Act of 1934. ISI also is registered in the state of Kansas as an investment advisor. Member of FINRA and SIPC. All investments carry risk; please speak with your representative to gain a full understanding of said risks. Securities offered by ISI are not insured by the FDIC or NCUSIF and may lose value. All opinions, prices and yields are subject to change without notice.

## CU Investment Solutions, LLC

Brady McLeod, Registered Representative  
Walter Thompson, Registered Representative  
Julie Chapin, Registered Representative  
Chris Hageman, Registered Representative  
Rachel Palmer, Registered Representative  
Lea Papamichael, Registered Representative  
Call 855-882-8474



## Secondary Offerings 5/4/2021

Callables									
Issuer	Coupon	Maturity	Call Date	Call Type	Price	YTC	YTM	YTM Spread to Interp Treas	Cusip
FEDERAL HOME LOAN BANK	0.220	5/24/2024	8/24/2021	Quarterly	99.63	1.463	0.344	-0.05	3130AKWZ5
FEDERAL FARM CREDIT BANK	0.300	1/13/2025	7/13/2021	Anytime	99.40	3.494	0.464	-0.05	3133EMMQ2
FEDERAL HOME LOAN BANK	0.650	2/26/2026	5/26/2021	Quarterly	99.22	14.027	0.815	0.05	3130AKZ25
FEDERAL FARM CREDIT BANK	0.690	2/2/2027	2/2/2022	Anytime	98.20	3.164	1.013	0.10	3133EMP6
FEDERAL FARM CREDIT BANK	0.840	2/2/2028	2/2/2022	Anytime	97.40	4.441	1.243	0.17	3133EMPP1

Bullets								
Issuer	Coupon	Maturity	Price	Yield	Spread to Interp	Benchmark	Cusip	
FREDDIE MAC	0.250	6/26/2023	100.15	0.179	-0.02	T 0 1/8 04/30/23	3137EAES4	
FREDDIE MAC	0.250	9/8/2023	100.12	0.199	-0.03	T 0 1/8 04/30/23	3137EAEW5	
FREDDIE MAC	0.250	12/4/2023	100.07	0.222	-0.06	T 0 3/8 04/15/24	3137EAF2	
FEDERAL HOME LOAN BANK	1.875	3/8/2024	104.48	0.292	-0.05	T 0 3/8 04/15/24	3130A7PH2	
FEDERAL FARM CREDIT BANK	0.350	4/22/2024	100.11	0.312	-0.06	T 0 3/8 04/15/24	3133EMWV0	
FEDERAL HOME LOAN BANK	2.875	9/13/2024	108.18	0.417	-0.03	T 0 3/8 04/15/24	3130A2UW4	
FEDERAL HOME LOAN BANK	2.750	12/13/2024	108.08	0.487	-0.01	T 0 3/8 04/15/24	3130A3GE8	
FANNIE MAE	0.500	6/17/2025	99.55	0.610	0.01	T 0 3/4 04/30/26	3135G04Z3	
FREDDIE MAC	0.375	9/23/2025	98.71	0.675	0.00	T 0 3/4 04/30/26	3137EAEX3	
FANNIE MAE	0.500	11/7/2025	99.14	0.695	0.00	T 0 3/4 04/30/26	3135G06G3	
FARMER MAC	0.830	3/27/2026	100.05	0.820	0.04	T 0 3/4 04/30/26	31422XDX7	
FEDERAL HOME LOAN BANK	3.300	12/1/2026	112.87	0.925	0.04	T 0 3/4 04/30/26	313376FE0	

All securities are offered through CU Investment Solutions LLC (ISI). The home office of ISI is located at 8500 W. 110th St., Overland Park, KS 66210. ISI is registered with the Securities and Exchange Commission (SEC) as a broker-dealer under the Securities Exchange Act of 1934. ISI also is registered in the state of Kansas as an investment advisor. Member of FINRA and SIPC. All investments carry risk; please speak with your representative to gain a full understanding of said risks. Securities offered by ISI are not insured by the FDIC or NCUSIF and may lose value. All opinions, prices and yields are subject to change without notice.

## CU Investment Solutions, LLC

Brady McLeod, Registered Representative  
Walter Thompson, Registered Representative  
Julie Chapin, Registered Representative  
Chris Hageman, Registered Representative  
Rachel Palmer, Registered Representative  
Lea Papamichael, Registered Representative  
Call 855-882-8474



### Indicative Offerings - Mortgage-Backed Securities 5/4/2021

MBS Pools									
Issue	Coupon	WAL	Yield	I Spread	Price	Principal	Type	Current Face	Cusip
FN MA4263	1.50	2.93	0.55	24	102.64	06/21-11/30	10 Year	7,249,310	31418DWZ1
FN MA4308	1.50	3.03	0.55	22	102.73	06/21-01/31	10 Year	21,773,407	31418DYE6
FR SB8096	1.00	5.18	1.10	24	99.45	06/21-03/36	15 Year	24,614,265	3132D57H9
FN MA4301	1.00	5.17	1.10	24	99.45	06/21-03/36	15 Year	16,663,552	31418DX72
FR SB8083	1.50	4.96	1.16	35	101.55	06/21-10/35	15 Year	9,674,510	3132D56U1
FN MA4228	1.50	4.97	1.15	34	101.56	06/21-11/35	15 Year	14,511,747	31418DVW9
FN MA4279	2.00	4.58	1.16	44	103.59	06/21-12/35	15 Year	19,691,146	31418DXH0
FN MA4303	2.00	4.64	1.17	44	103.56	06/21-02/36	15 Year	53,869,460	31418DX98
FN MA4255	2.00	8.07	1.80	41	101.35	06/21-10/50	30 Year	21,904,716	31418DWR9
FN MA4256	2.50	5.86	1.72	71	104.09	06/21-08/50	30 Year	32,614,488	31418DWS7

All securities are offered through CU Investment Solutions LLC (ISI). The home office of ISI is located at 8500 W. 110th St., Overland Park, KS 66210. ISI is registered with the Securities and Exchange Commission (SEC) as a broker-dealer under the Securities Exchange Act of 1934. ISI also is registered in the state of Kansas as an investment advisor. Member of FINRA and SIPC. All investments carry risk; please speak with your representative to gain a full understanding of said risks. Securities offered by ISI are not insured by the FDIC or NCUSIF and may lose value. All opinions, prices and yields are subject to change without notice.

## CU Investment Solutions, LLC

Brady McLeod, Registered Representative  
Walter Thompson, Registered Representative  
Julie Chapin, Registered Representative  
Chris Hageman, Registered Representative  
Rachel Palmer, Registered Representative  
Lea Papamichael, Registered Representative  
Call 855-882-8474



## Treasury Offerings 5/4/2021

Bullets						
Issuer	Coupon	Maturity	Price	Yield	Years	Cusip
US TREASURY N/B	1.750	4/30/2022	101.70	0.028	0.99	912828WZ9
US TREASURY N/B	1.750	5/31/2022	101.83	0.037	1.07	912828XR6
US TREASURY N/B	0.125	6/30/2022	100.08	0.052	1.16	912828ZX1
US TREASURY N/B	0.125	7/31/2022	100.08	0.060	1.24	91282CAC5
US TREASURY N/B	0.125	8/31/2022	100.07	0.070	1.33	91282CAG6
US TREASURY N/B	0.125	9/30/2022	100.06	0.081	1.41	91282CAN1
US TREASURY N/B	0.125	10/31/2022	100.05	0.092	1.49	91282CAR2
US TREASURY N/B	0.125	11/30/2022	100.04	0.101	1.58	91282CAX9
US TREASURY N/B	0.125	12/31/2022	100.02	0.114	1.66	91282CBD2
US TREASURY N/B	0.125	1/31/2023	100.00	0.126	1.75	91282CBG5
US TREASURY N/B	0.125	2/28/2023	99.99	0.132	1.82	91282CBN0
US TREASURY N/B	0.125	3/31/2023	99.99	0.132	1.91	91282CBU4
US TREASURY N/B	1.625	4/30/2023	102.94	0.140	1.99	912828R28
US TREASURY N/B	1.625	5/31/2023	103.05	0.150	2.07	912828R69
US TREASURY N/B	1.375	6/30/2023	102.61	0.160	2.16	912828S35
US TREASURY N/B	1.250	7/31/2023	102.40	0.175	2.24	912828S92
US TREASURY N/B	0.125	8/15/2023	99.87	0.182	2.28	91282CAF8
US TREASURY N/B	0.125	9/15/2023	99.84	0.193	2.37	91282CAK7
US TREASURY N/B	2.875	10/31/2023	106.60	0.210	2.49	9128285K2
US TREASURY N/B	2.875	11/30/2023	106.80	0.222	2.58	9128285P1
US TREASURY N/B	2.250	12/31/2023	105.32	0.240	2.66	912828V23
US TREASURY N/B	2.500	1/31/2024	106.13	0.254	2.75	9128285Z9
US TREASURY N/B	2.375	2/29/2024	105.90	0.273	2.82	9128286G0
US TREASURY N/B	0.250	3/15/2024	99.93	0.276	2.87	91282CBR1
US TREASURY N/B	2.250	4/30/2024	105.79	0.302	2.99	9128286R6
US TREASURY N/B	2.000	5/31/2024	105.14	0.318	3.08	912828XT2
US TREASURY N/B	2.000	6/30/2024	105.21	0.339	3.16	912828XX3
US TREASURY N/B	2.125	7/31/2024	105.70	0.354	3.24	9128282N9
US TREASURY N/B	1.250	8/31/2024	102.85	0.386	3.33	912828YE4
US TREASURY N/B	1.500	9/30/2024	103.68	0.409	3.41	912828YH7
US TREASURY N/B	1.500	10/31/2024	103.69	0.432	3.50	912828YM6
US TREASURY N/B	1.500	11/30/2024	103.71	0.452	3.58	912828YV6
US TREASURY N/B	1.750	12/31/2024	104.62	0.473	3.66	912828YY0
US TREASURY N/B	1.375	1/31/2025	103.24	0.500	3.75	912828Z52
US TREASURY N/B	1.125	2/28/2025	102.29	0.520	3.82	912828ZC7
US TREASURY N/B	0.500	3/31/2025	99.85	0.539	3.91	912828ZF0
US TREASURY N/B	0.375	4/30/2025	99.27	0.560	3.99	912828ZL7
US TREASURY N/B	0.250	5/31/2025	98.64	0.589	4.08	912828ZT0

## CU Investment Solutions, LLC

Brady McLeod, Registered Representative  
Walter Thompson, Registered Representative  
Julie Chapin, Registered Representative  
Chris Hageman, Registered Representative  
Rachel Palmer, Registered Representative  
Lea Papamichael, Registered Representative  
Call 855-882-8474



## Treasury Offerings 5/4/2021

Bullets						
Issuer	Coupon	Maturity	Price	Yield	Years	Cusip
US TREASURY N/B	0.250	6/30/2025	98.53	0.609	4.16	912828ZW3
US TREASURY N/B	0.250	7/31/2025	98.41	0.630	4.24	91282CAB7
US TREASURY N/B	0.250	8/31/2025	98.26	0.658	4.33	91282CAJ0
US TREASURY N/B	0.250	9/30/2025	98.17	0.672	4.41	91282CAM3
US TREASURY N/B	0.250	10/31/2025	98.04	0.695	4.50	91282CAT8
US TREASURY N/B	0.375	11/30/2025	98.47	0.716	4.58	91282CAZ4
US TREASURY N/B	0.375	12/31/2025	98.34	0.738	4.66	91282CBC4
US TREASURY N/B	0.375	1/31/2026	98.21	0.760	4.75	91282CBH3
US TREASURY N/B	0.500	2/28/2026	98.70	0.775	4.82	91282CBQ3
US TREASURY N/B	0.750	3/31/2026	99.83	0.786	4.91	91282CBT7
US TREASURY N/B	2.375	4/30/2026	107.72	0.793	4.99	9128286S4
US TREASURY N/B	2.125	5/31/2026	106.48	0.819	5.08	9128286X3
US TREASURY N/B	1.875	6/30/2026	105.22	0.838	5.16	9128287B0
US TREASURY N/B	1.875	7/31/2026	105.19	0.860	5.24	912828Y95
US TREASURY N/B	1.375	8/31/2026	102.54	0.885	5.33	912828YD6
US TREASURY N/B	1.625	9/30/2026	103.79	0.905	5.41	912828YG9
US TREASURY N/B	1.625	10/31/2026	103.71	0.930	5.50	912828YQ7
US TREASURY N/B	1.625	11/30/2026	103.69	0.944	5.58	912828YU8
US TREASURY N/B	1.750	12/31/2026	104.34	0.959	5.66	912828YX2
US TREASURY N/B	1.500	1/31/2027	102.88	0.984	5.75	912828Z78
US TREASURY N/B	1.125	2/28/2027	100.67	1.006	5.82	912828ZB9
US TREASURY N/B	0.625	3/31/2027	97.72	1.024	5.91	912828ZE3
US TREASURY N/B	0.500	4/30/2027	96.81	1.052	5.99	912828ZN3
US TREASURY N/B	0.500	5/31/2027	96.63	1.074	6.08	912828ZS2
US TREASURY N/B	0.500	6/30/2027	96.47	1.095	6.16	912828ZV5
US TREASURY N/B	0.375	7/31/2027	95.55	1.115	6.24	91282CAD3
US TREASURY N/B	0.500	8/31/2027	96.15	1.133	6.33	91282CAH4
US TREASURY N/B	0.375	9/30/2027	95.21	1.153	6.41	91282CAL5
US TREASURY N/B	0.500	10/31/2027	95.81	1.172	6.50	91282CAU5
US TREASURY N/B	0.625	11/30/2027	96.46	1.186	6.58	91282CAY7
US TREASURY N/B	0.625	12/31/2027	96.32	1.202	6.66	91282CBB6
US TREASURY N/B	0.750	1/31/2028	96.98	1.218	6.75	91282CBJ9
US TREASURY N/B	1.125	2/29/2028	99.34	1.226	6.83	91282CBP5
US TREASURY N/B	1.250	3/31/2028	100.07	1.240	6.91	91282CBS9
US TREASURY N/B	2.875	5/15/2028	110.97	1.240	7.04	9128284N7
US TREASURY N/B	2.875	8/15/2028	111.05	1.281	7.29	9128284V9
US TREASURY N/B	3.125	11/15/2028	112.92	1.316	7.54	9128285M8
US TREASURY N/B	2.625	2/15/2029	109.33	1.357	7.79	9128286B1

## CU Investment Solutions, LLC

Brady McLeod, Registered Representative  
Walter Thompson, Registered Representative  
Julie Chapin, Registered Representative  
Chris Hageman, Registered Representative  
Rachel Palmer, Registered Representative  
Lea Papamichael, Registered Representative  
Call 855-882-8474



## Treasury Offerings 5/4/2021

Bullets						
Issuer	Coupon	Maturity	Price	Yield	Years	Cusip
US TREASURY N/B	2.375	5/15/2029	107.48	1.387	8.04	9128286T2
US TREASURY N/B	1.625	8/15/2029	101.64	1.415	8.29	912828YB0
US TREASURY N/B	1.750	11/15/2029	102.51	1.436	8.54	912828YS3
US TREASURY N/B	1.500	2/15/2030	100.11	1.487	8.79	912828Z94
US TREASURY N/B	0.625	5/15/2030	92.46	1.522	9.04	912828ZQ6
US TREASURY N/B	0.625	8/15/2030	92.08	1.544	9.29	91282CAE1
US TREASURY N/B	0.875	11/15/2030	93.96	1.560	9.54	91282CAV3
US TREASURY N/B	1.125	2/15/2031	95.95	1.573	9.79	91282CBL4

All securities are offered through CU Investment Solutions LLC (ISI). The home office of ISI is located at 8500 W. 110th St., Overland Park, KS 66210. ISI is registered with the Securities and Exchange Commission (SEC) as a broker-dealer under the Securities Exchange Act of 1934. ISI also is registered in the state of Kansas as an investment advisor. Member of FINRA and SIPC. All investments carry risk; please speak with your representative to gain a full understanding of said risks. Securities offered by ISI are not insured by the FDIC or NCUSIF and may lose value. All opinions, prices and yields are subject to change without notice.

# ISI Intra-day Offerings

May 04, 2021 8:55 AM

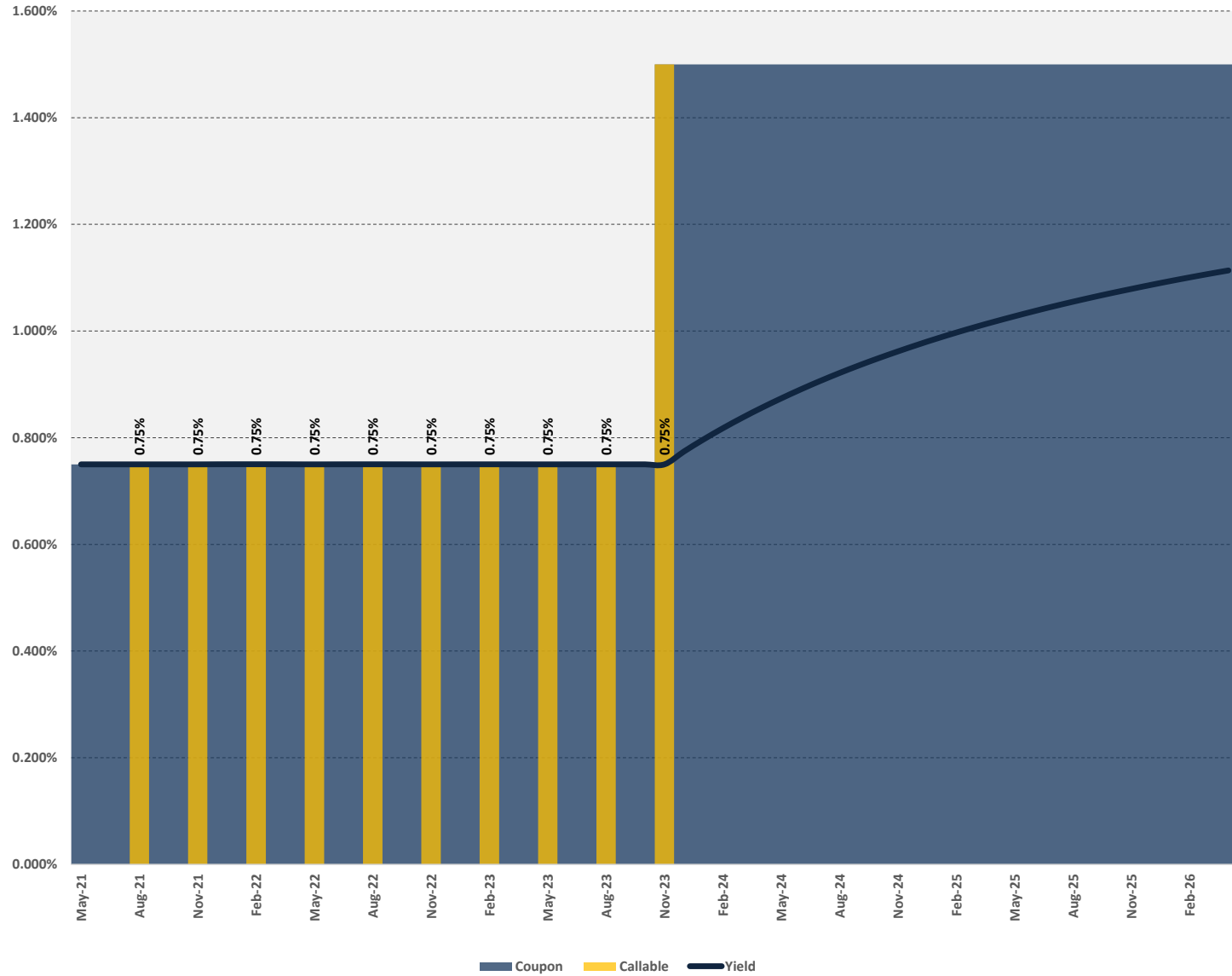
#	TERMS	COUPON	ISSUER	MATURITY	CUSIP	PRICE	YTC	YTW	YTM	+300 Change	SETTLEMENT
1	5.00y/3m,q	STEP	FHLB	5/18/2026	3130AMAK8	100.000	0.750%	0.750%	1.120%	-11.946%	5/18/2021
<i>STEP DETAILS: 0.75% to 11/23; 1.5% to 5/26</i>											
2	6.00y/3m,q	STEP	FHLB	5/24/2027	3130AMEH1	100.000	1.000%	1.000%	1.503%	-13.552%	5/24/2021
<i>STEP DETAILS: 1% to 5/24; 1.25% to 11/25; 1.5% to 5/26; 2.5% to 11/26; 4.5% to 5/27</i>											
3	7.00y/12m,q	STEP	FHLB	5/12/2028	3130AMBH4	100.000	1.000%	1.000%	1.417%	-15.769%	5/12/2021
<i>STEP DETAILS: 1% to 5/25; 2% to 5/28</i>											
4	10.00y/3m,q	STEP	FHLB	5/27/2031	3130AMEL2	100.000	1.000%	1.000%	2.151%	-15.468%	5/27/2021
<i>STEP DETAILS: 1% to 5/24; 2% to 5/26; 3% to 5/31</i>											

All opinions, prices, and yields are subject to change without notice. Neither the information nor any opinion expressed constitutes an offer, or an invitation to make an offer, to buy or sell any securities. This research report is prepared for general circulation and is circulated for general information only. The report does not consider the specific investment objectives, financial situation and particular needs of any specific person who may receive this report. Investors should understand that statements regarding future prospects might not be realized. Please contact ISI to discuss your specific situation and objectives.

# OFFERING #1 DETAILS

#	TERMS	COUPON	ISSUER	MATURITY	CUSIP	PRICE	YTC	YTW	YTM	+300 Decline	SETTLEMENT
1	5.00y/3m,q	STEP	FHLB	5/18/2026	3130AMAK8	100.000	0.750%	0.750%	1.120%	-11.946%	5/18/2021

*STEP DETAILS: 0.75% to 11/23; 1.5% to 5/26*

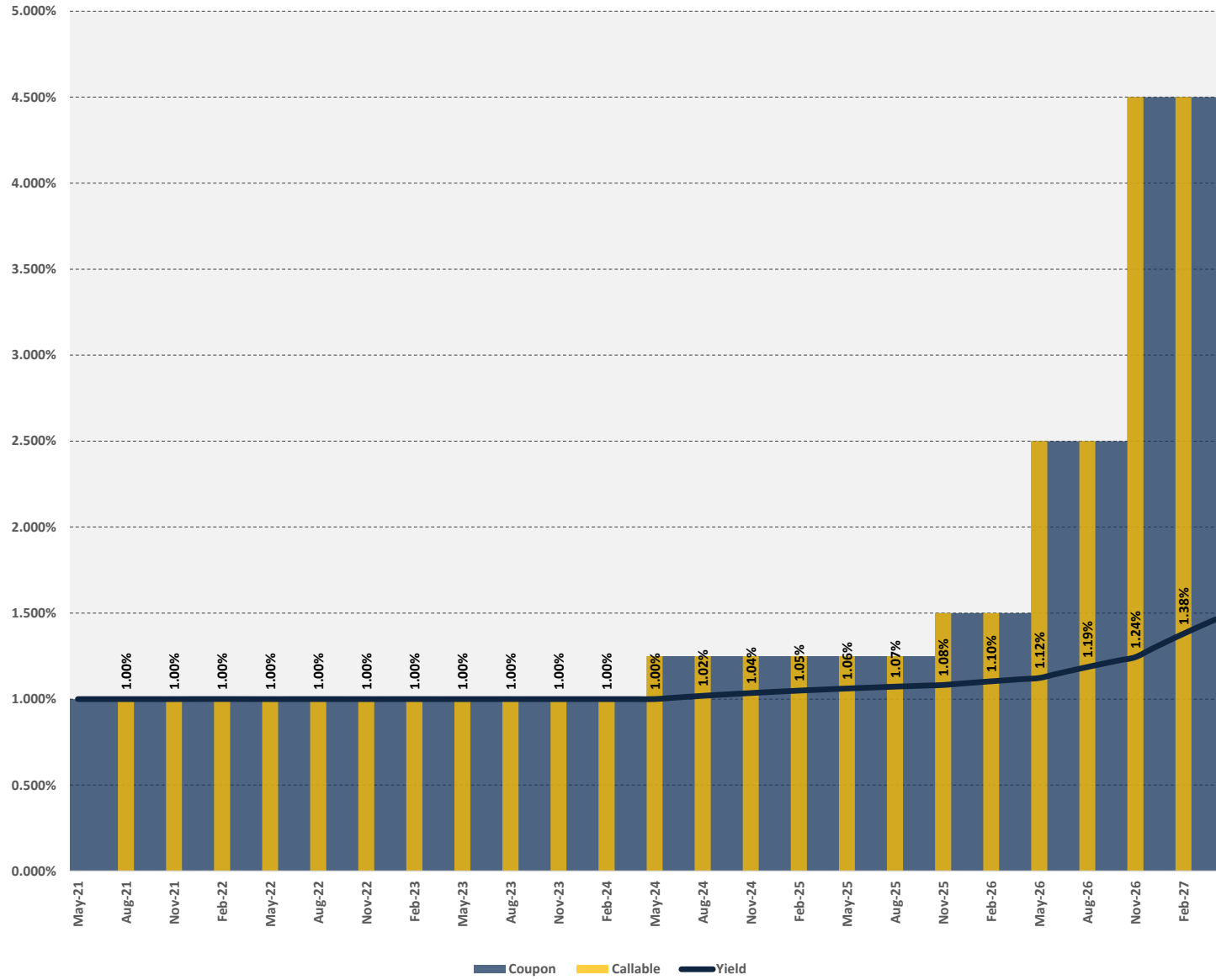




## OFFERING #2 DETAILS

#	TERMS	COUPON	ISSUER	MATURITY	CUSIP	PRICE	YTC	YTW	YTM	+300 Decline	SETTLEMENT
2	6.00y/3m,q	STEP	FHLB	5/24/2027	3130AMEH1	100.000	1.000%	1.000%	1.503%	-13.552%	5/24/2021

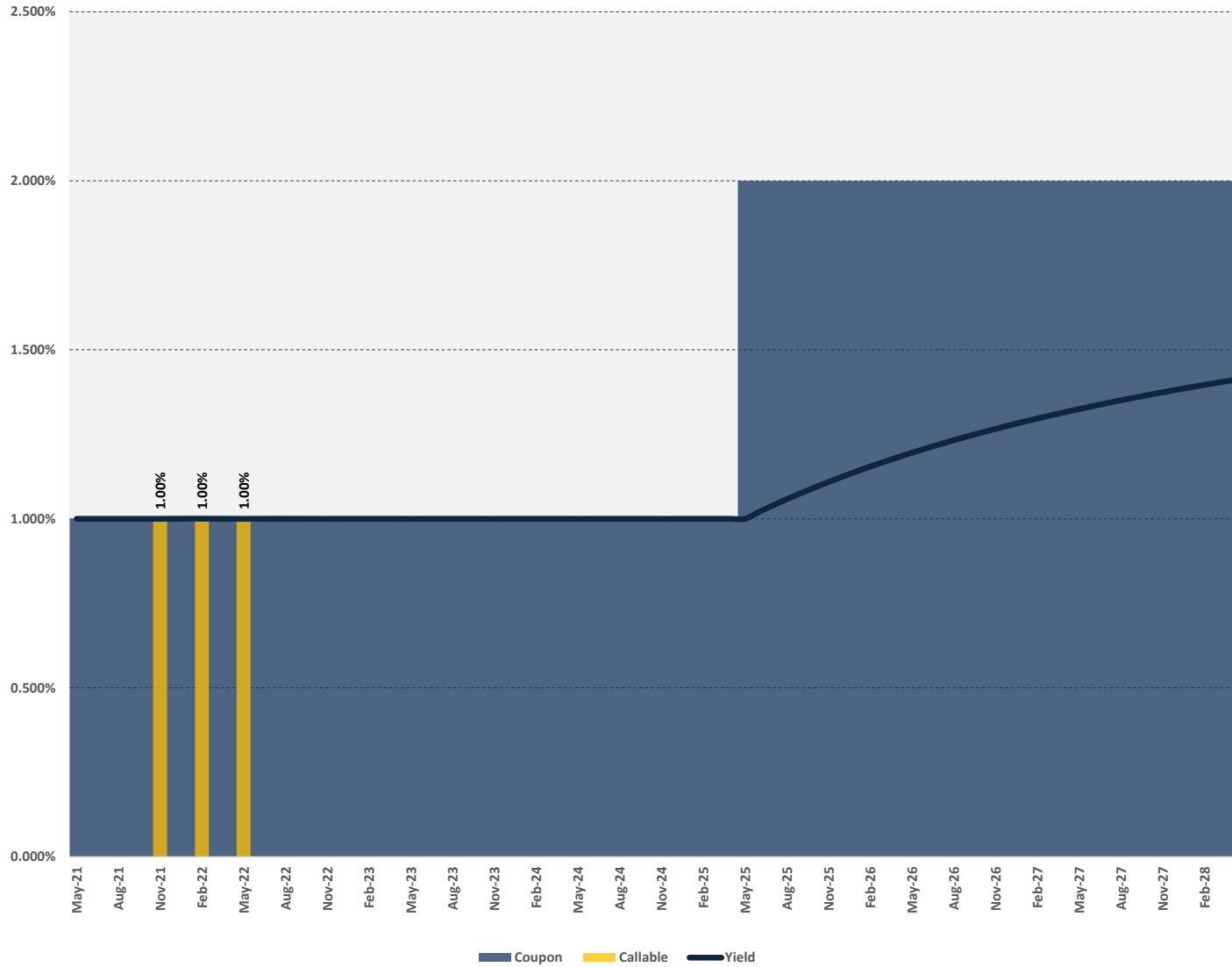
STEP DETAILS: 1% to 5/24; 1.25% to 11/25; 1.5% to 5/26; 2.5% to 11/26; 4.5% to 5/27



## OFFERING #3 DETAILS

#	TERMS	COUPON	ISSUER	MATURITY	CUSIP	PRICE	YTC	YTW	YTM	+300 Decline	SETTLEMENT
3	7.00y/12m,q	STEP	FHLB	5/12/2028	3130AMBH4	100.000	1.000%	1.000%	1.417%	-15.769%	5/12/2021

*STEP DETAILS: 1% to 5/25; 2% to 5/28*



# OFFERING #4 DETAILS

#	TERMS	COUPON	ISSUER	MATURITY	CUSIP	PRICE	YTC	YTW	YTM	+300 Decline	SETTLEMENT
4	10.00y/3m,q	STEP	FHLB	5/27/2031	3130AMEL2	100.000	1.000%	1.000%	2.151%	-15.468%	5/27/2021

*STEP DETAILS: 1% to 5/24; 2% to 5/26; 3% to 5/31*

