

**CU Investment Solutions, LLC**

Brady McLeod, Registered Representative  
 Walter Thompson, Registered Representative  
 Julie Chapin, Registered Representative  
 Chris Hageman, Registered Representative  
 Rachel Palmer, Registered Representative  
 Lea Papamichael, Registered Representative  
 Call 855-882-8474



## New Issue Offerings 7/22/2021

Fixed Rate Callables												
Issuer	Cusip	Coupon	Maturity	Call Date	Price	Years To	Lockout	Call Frequency	Settle Date	Spread to Interp		
						Maturity	in Months			Treas	YTM	YTC
FEDERAL HOME LOAN BANK	3130ANE89	0.420	5/16/2024	11/16/2021	100	2.75	3	Quarterly	8/16/2021	0.09	0.420	0.420
FEDERAL HOME LOAN BANK	3130ANEM8	0.550	12/19/2024	11/19/2021	100	3.34	3	Quarterly	8/19/2021	0.12	0.550	0.550
FEDERAL HOME LOAN BANK	3130ANEJ5	0.520	1/28/2025	1/28/2022	100	3.51	6	Quarterly	7/28/2021	0.06	0.520	0.520
FEDERAL HOME LOAN BANK	3130ANEX4	0.600	2/18/2025	11/18/2021	100	3.51	3	Quarterly	8/18/2021	0.14	0.600	0.600
FEDERAL HOME LOAN BANK	3130ANE71	0.700	5/19/2025	11/19/2021	100	3.75	6	Quarterly	8/19/2021	0.20	0.700	0.700
FEDERAL HOME LOAN BANK	3130ANEG1	0.750	8/19/2025	11/19/2021	100	4.00	3	Quarterly	8/19/2021	0.20	0.750	0.750
FEDERAL HOME LOAN BANK	3130ANE44	0.800	12/19/2025	11/19/2021	100	4.34	3	Quarterly	8/19/2021	0.20	0.800	0.800
FEDERAL HOME LOAN BANK	3130ANEW6	0.850	2/19/2026	11/19/2021	100	4.51	3	Quarterly	8/19/2021	0.22	0.850	0.850
FEDERAL HOME LOAN BANK	3130ANE48	1.000	8/17/2026	9/17/2021	100	5.00	1	Monthly	8/17/2021	0.28	1.000	1.000
FEDERAL HOME LOAN BANK	3130ANEK2	0.800	8/19/2026	8/19/2022	100	5.00	12	Onetime	8/19/2021	0.08	0.800	0.800
FEDERAL HOME LOAN BANK	3130ANDK3	1.000	7/29/2027	7/29/2022	100	6.00	12	Quarterly	7/29/2021	0.17	1.000	1.000
FEDERAL FARM CREDIT BANK	3133EMV82	1.230	4/26/2028	10/26/2021	100	6.76	3	Anytime	7/26/2021	0.31	1.230	1.230
FEDERAL FARM CREDIT BANK	3133EMU59	1.220	7/21/2028	7/21/2023	100	7.00	24	Anytime	7/23/2021	0.28	1.220	1.220
FEDERAL FARM CREDIT BANK	3133EMW24	1.320	10/26/2028	10/26/2021	100	7.26	3	Anytime	7/26/2021	0.35	1.320	1.320
FEDERAL FARM CREDIT BANK	3133EMV74	1.400	4/26/2029	10/26/2021	100	7.76	3	Anytime	7/26/2021	0.37	1.400	1.400
FEDERAL FARM CREDIT BANK	3133EMW40	1.550	7/26/2030	7/26/2022	100	9.01	12	Anytime	7/26/2021	0.38	1.550	1.550
FEDERAL FARM CREDIT BANK	3133EMW32	1.700	4/28/2031	10/28/2021	100	9.76	3	Anytime	7/28/2021	0.45	1.700	1.700
FEDERAL FARM CREDIT BANK	3133EMV90	1.840	10/27/2031	10/27/2021	100	10.26	3	Anytime	7/27/2021	0.55	1.840	1.840
FEDERAL HOME LOAN BANK	3130AN6R6	2.350	7/27/2037	7/27/2022	100	16.01	12	Anytime	7/27/2021	0.87	2.350	2.350
FEDERAL FARM CREDIT BANK	3133EMW65	2.500	7/29/2041	7/29/2022	100	20.01	12	Anytime	7/29/2021	0.89	2.500	2.500

Step-Up Rate Callables												
Issuer	Cusip	Coupon	Maturity	Call Date	Price	Years To	Lockout	Call Frequency	Settle Date	Spread to Interp		
						Maturity	in Months			Treas	YTM	YTC
FEDERAL HOME LOAN BANK	3130ANEE6	0.250	8/16/2024	11/16/2021	100	3.00	3	Quarterly	8/16/2021	0.21	0.582	0.250
FEDERAL HOME LOAN BANK	3130ANF21	0.250	8/16/2024	11/16/2021	100	3.00	3	Quarterly	8/16/2021	0.21	0.582	0.250
FEDERAL HOME LOAN BANK	3130ANA83	0.550	7/28/2026	7/28/2023	100	5.00	24	Onetime	7/28/2021	0.10	0.818	0.550
FEDERAL HOME LOAN BANK	3130ANEC0	0.500	7/29/2026	10/29/2021	100	5.00	3	Quarterly	7/29/2021	0.15	0.872	0.500
FEDERAL HOME LOAN BANK	3130AND56	0.250	8/10/2026	11/10/2021	100	5.00	3	Quarterly	8/10/2021	0.80	1.523	0.250
FEDERAL HOME LOAN BANK	3130ANEP1	0.500	8/18/2026	11/18/2021	100	5.00	3	Quarterly	8/18/2021	0.32	1.042	0.500
FEDERAL HOME LOAN BANK	3130ANE22	0.500	8/19/2026	11/19/2021	100	5.00	3	Quarterly	8/19/2021	0.37	1.093	0.500

All securities are offered through CU Investment Solutions LLC (ISI). The home office of ISI is located at 8500 W. 110th St., Overland Park, KS 66210. ISI is registered with the Securities and Exchange Commission (SEC) as a broker-dealer under the Securities Exchange Act of 1934. ISI also is registered in the state of Kansas as an investment advisor. Member of FINRA and SIPC. All investments carry risk; please speak with your representative to gain a full understanding of said risks. Securities offered by ISI are not insured by the FDIC or NCUSIF and may lose value. All opinions, prices and yields are subject to change without notice.

**CU Investment Solutions, LLC**

Brady McLeod, Registered Representative  
 Walter Thompson, Registered Representative  
 Julie Chapin, Registered Representative  
 Chris Hageman, Registered Representative  
 Rachel Palmer, Registered Representative  
 Lea Papamichael, Registered Representative  
 Call 855-882-8474



## Secondary Offerings 7/22/2021

Callables									
Issuer	Coupon	Maturity	Call Date	Call Type	Price	YTC	YTM	YTM Spread to Interp Treas	Cusip
FEDERAL FARM CREDIT BANK	0.550	9/16/2025	9/16/2021	Anytime	99.72	2.454	0.618	0.04	3133EL7K4
FEDERAL HOME LOAN BANK	0.680	2/24/2026	8/24/2021	Quarterly	99.85	2.419	0.713	0.07	3130ALCB8
FEDERAL HOME LOAN BANK	0.600	2/18/2026	8/18/2021	Quarterly	99.66	5.428	0.675	0.03	3130AL2G8
FEDERAL FARM CREDIT BANK	0.690	2/2/2027	2/2/2022	Anytime	99.15	2.330	0.848	0.07	3133EMP6
FEDERAL FARM CREDIT BANK	0.840	2/2/2028	2/2/2022	Anytime	98.70	3.358	1.047	0.16	3133EMP1

Bullets								
Issuer	Coupon	Maturity	Price	Yield	Treas	Benchmark	Cusip	
FANNIE MAE	0.250	7/10/2023	100.16	0.169	-0.03	T 0 1/8 06/30/23	3135G05G4	
FREDDIE MAC	0.250	8/24/2023	100.15	0.179	-0.04	T 0 1/8 06/30/23	3137EAEV7	
FANNIE MAE	0.250	11/27/2023	100.03	0.239	-0.02	T 0 1/8 06/30/23	3135G06H1	
FEDERAL HOME LOAN BANK	3.375	12/8/2023	107.39	0.254	-0.02	T 0 1/8 06/30/23	3130A0F70	
FEDERAL HOME LOAN BANK	1.750	6/14/2024	104.00	0.358	0.00	T 0 3/8 07/15/24	3130A8HK2	
FARMER MAC	0.450	7/22/2024	100.24	0.368	-0.01	T 0 3/8 07/15/24	31422XKC5	
FANNIE MAE	0.625	4/22/2025	100.47	0.498	-0.01	T 0 3/8 07/15/24	3135G03U5	
FEDERAL HOME LOAN BANK	0.700	6/30/2025	100.59	0.548	0.02	T 0 3/8 07/15/24	3130AN4A5	
FREDDIE MAC	0.375	7/21/2025	99.38	0.533	-0.01	T 0 3/8 07/15/24	3137EAEU9	
FEDERAL FARM CREDIT BANK	0.450	9/2/2025	99.51	0.572	0.01	T 0 7/8 06/30/26	3133EL5R1	
FANNIE MAE	0.500	11/7/2025	99.74	0.562	-0.04	T 0 7/8 06/30/26	3135G06G3	
FANNIE MAE	2.125	4/24/2026	106.83	0.662	-0.01	T 0 7/8 06/30/26	3135G0K36	
FEDERAL HOME LOAN BANK	2.125	6/12/2026	106.77	0.712	0.01	T 0 7/8 06/30/26	3130A85X7	

All securities are offered through CU Investment Solutions LLC (ISI). The home office of ISI is located at 8500 W. 110th St., Overland Park, KS 66210. ISI is registered with the Securities and Exchange Commission (SEC) as a broker-dealer under the Securities Exchange Act of 1934. ISI also is registered in the state of Kansas as an investment advisor. Member of FINRA and SIPC. All investments carry risk; please speak with your representative to gain a full understanding of said risks. Securities offered by ISI are not insured by the FDIC or NCUSIF and may lose value. All opinions, prices and yields are subject to change without notice.

## CU Investment Solutions, LLC

Brady McLeod, Registered Representative  
Walter Thompson, Registered Representative  
Julie Chapin, Registered Representative  
Chris Hageman, Registered Representative  
Rachel Palmer, Registered Representative  
Lea Papamichael, Registered Representative  
Call 855-882-8474

3



### Indicative Offerings - Mortgage-Backed Securities 7/22/2021

MBS Pools										
Issue	Coupon	WAL	Yield	I Spread	Price	Principal	Type	Current Face	Cusip	
FN MA4360	2.00	4.53	1.12	46	103.73	09/21-04/36	15 Year	104,647,353	31418DZ21	
FR SB8111	2.00	4.59	1.12	46	103.77	09/21-05/36	15 Year	8,196,087	3132D6AL4	
FR SB8104	2.50	4.16	1.17	58	105.19	09/21-09/35	15 Year	6,476,523	3132D6AD2	
FR SB8108	2.50	4.24	1.18	58	105.25	09/21-12/35	15 Year	8,970,702	3132D6AH3	
FN MA4342	1.50	5.78	1.37	52	100.63	09/21-03/41	20 Year	5,951,311	31418DZG0	
FR RB5113	1.50	5.84	1.37	51	100.63	09/21-04/41	20 Year	29,728,497	3133KYVE6	
FR RB5114	2.00	5.64	1.45	62	102.78	09/21-04/41	20 Year	8,556,049	3133KYVF3	
FR RB5118	2.00	5.70	1.45	61	102.84	09/21-05/41	20 Year	9,984,708	3133KYVK2	
FN MA4388	2.50	4.77	1.46	76	104.58	09/21-05/41	20 Year	15,816,530	31418D2W1	

CMOs										
Issue	Coupon	WAL	Yield	I Spread	Price	FMED U300 %	Principal	Type	Current Face	Cusip
FN MA4342	1.50	5.78	1.37	52	100.63	0.0%	09/21-03/41	20 Year	5,951,311	31418DZG0
FR RB5113	1.50	5.84	1.37	51	100.63	0.0%	09/21-04/41	20 Year	29,728,497	3133KYVE6
FR RB5114	2.00	5.64	1.45	62	102.78	0.0%	09/21-04/41	20 Year	8,556,049	3133KYVF3
FR RB5118	2.00	5.70	1.45	61	102.84	0.0%	09/21-05/41	20 Year	9,984,708	3133KYVK2
FR RB5119	2.50	4.78	1.47	78	104.50	0.0%	09/21-06/41	20 Year	8,374,086	3133KYVL0
FN MA4388	2.50	4.77	1.46	76	104.58	0.0%	09/21-05/41	20 Year	15,816,530	31418D2W1
FN MA4388	2.50	4.77	1.46	76	104.58	0.0%	09/21-05/41	20 Year	15,816,530	31418D2W1

All securities are offered through CU Investment Solutions LLC (ISI). The home office of ISI is located at 8500 W. 110th St., Overland Park, KS 66210. ISI is registered with the Securities and Exchange Commission (SEC) as a broker-dealer under the Securities Exchange Act of 1934. ISI also is registered in the state of Kansas as an investment advisor. Member of FINRA and SIPC. All investments carry risk; please speak with your representative to gain a full understanding of said risks. Securities offered by ISI are not insured by the FDIC or NCUSIF and may lose value. All opinions, prices and yields are subject to change without notice.

## CU Investment Solutions, LLC

Brady McLeod, Registered Representative  
Walter Thompson, Registered Representative  
Julie Chapin, Registered Representative  
Chris Hageman, Registered Representative  
Rachel Palmer, Registered Representative  
Lea Papamichael, Registered Representative  
Call 855-882-8474



## Treasury Offerings 7/22/2021

Bullets							
Issuer	Coupon	Maturity	Price	Yield	Years	Cusip	
US TREASURY N/B	1.875	5/31/2022	101.58	0.023	0.86	912828XD7	
US TREASURY N/B	0.125	6/30/2022	100.09	0.027	0.94	912828ZX1	
US TREASURY N/B	0.125	7/31/2022	100.09	0.039	1.02	91282CAC5	
US TREASURY N/B	0.125	8/31/2022	100.08	0.056	1.11	91282CAG6	
US TREASURY N/B	0.125	9/30/2022	100.06	0.074	1.19	91282CAN1	
US TREASURY N/B	0.125	10/31/2022	100.04	0.090	1.28	91282CAR2	
US TREASURY N/B	0.125	11/30/2022	100.03	0.101	1.36	91282CAX9	
US TREASURY N/B	0.125	12/31/2022	100.01	0.116	1.44	91282CBD2	
US TREASURY N/B	0.125	1/31/2023	100.00	0.127	1.53	91282CBG5	
US TREASURY N/B	0.125	2/28/2023	99.98	0.139	1.61	91282CBN0	
US TREASURY N/B	0.125	3/31/2023	99.95	0.154	1.69	91282CBU4	
US TREASURY N/B	0.125	4/30/2023	99.93	0.164	1.77	91282CBX8	
US TREASURY N/B	0.125	5/31/2023	99.93	0.161	1.86	91282CCD1	
US TREASURY N/B	0.250	6/15/2023	100.17	0.162	1.90	912828ZU7	
US TREASURY N/B	0.125	7/15/2023	99.91	0.173	1.98	912828ZY9	
US TREASURY N/B	1.375	8/31/2023	102.49	0.191	2.11	9128282D1	
US TREASURY N/B	0.125	9/15/2023	99.83	0.204	2.15	91282CAK7	
US TREASURY N/B	1.625	10/31/2023	103.19	0.216	2.28	912828T91	
US TREASURY N/B	2.875	11/30/2023	106.21	0.231	2.36	9128285P1	
US TREASURY N/B	2.625	12/31/2023	105.78	0.247	2.44	9128285U0	
US TREASURY N/B	0.125	1/15/2024	99.66	0.263	2.48	91282CBE0	
US TREASURY N/B	2.375	2/29/2024	105.44	0.278	2.61	9128286G0	
US TREASURY N/B	2.125	3/31/2024	104.90	0.293	2.69	912828W71	
US TREASURY N/B	2.000	4/30/2024	104.67	0.305	2.78	912828X70	
US TREASURY N/B	0.250	5/15/2024	99.83	0.313	2.82	91282CCC3	
US TREASURY N/B	2.000	6/30/2024	104.88	0.329	2.94	912828XX3	
US TREASURY N/B	2.125	7/31/2024	105.34	0.347	3.03	9128282N9	
US TREASURY N/B	1.875	8/31/2024	104.67	0.362	3.11	9128282U3	
US TREASURY N/B	1.500	9/30/2024	103.56	0.376	3.19	912828YH7	
US TREASURY N/B	1.500	10/31/2024	103.60	0.392	3.28	912828YM6	
US TREASURY N/B	1.500	11/30/2024	103.62	0.412	3.36	912828YV6	
US TREASURY N/B	1.750	12/31/2024	104.50	0.428	3.45	912828YY0	
US TREASURY N/B	1.375	1/31/2025	103.24	0.447	3.53	912828Z52	
US TREASURY N/B	1.125	2/28/2025	102.36	0.465	3.61	912828ZC7	
US TREASURY N/B	0.500	3/31/2025	100.07	0.482	3.69	912828ZF0	
US TREASURY N/B	0.375	4/30/2025	99.53	0.501	3.78	912828ZL7	
US TREASURY N/B	0.250	5/31/2025	98.99	0.515	3.86	912828ZT0	
US TREASURY N/B	0.250	6/30/2025	98.91	0.529	3.94	912828ZW3	
US TREASURY N/B	0.250	7/31/2025	98.83	0.543	4.03	91282CAB7	

## CU Investment Solutions, LLC

Brady McLeod, Registered Representative  
Walter Thompson, Registered Representative  
Julie Chapin, Registered Representative  
Chris Hageman, Registered Representative  
Rachel Palmer, Registered Representative  
Lea Papamichael, Registered Representative  
Call 855-882-8474



## Treasury Offerings 7/22/2021

Bullets							
Issuer	Coupon	Maturity	Price	Yield	Years	Cusip	
US TREASURY N/B	0.250	8/31/2025	98.72	0.565	4.11	91282CAJ0	
US TREASURY N/B	0.250	9/30/2025	98.64	0.579	4.19	91282CAM3	
US TREASURY N/B	0.250	10/31/2025	98.55	0.595	4.28	91282CAT8	
US TREASURY N/B	0.375	11/30/2025	99.01	0.607	4.36	91282CAZ4	
US TREASURY N/B	0.375	12/31/2025	98.91	0.624	4.45	91282CBC4	
US TREASURY N/B	0.375	1/31/2026	98.83	0.639	4.53	91282CBH3	
US TREASURY N/B	0.500	2/28/2026	99.33	0.647	4.61	91282CBQ3	
US TREASURY N/B	0.750	3/31/2026	100.42	0.659	4.69	91282CBT7	
US TREASURY N/B	0.750	4/30/2026	100.37	0.672	4.78	91282CBW0	
US TREASURY N/B	0.750	5/31/2026	100.34	0.678	4.86	91282CCF6	
US TREASURY N/B	1.875	6/30/2026	105.77	0.684	4.94	9128287B0	
US TREASURY N/B	1.875	7/31/2026	105.82	0.694	5.03	912828Y95	
US TREASURY N/B	1.375	8/31/2026	103.34	0.707	5.11	912828YD6	
US TREASURY N/B	1.625	9/30/2026	104.60	0.720	5.19	912828YG9	
US TREASURY N/B	1.625	10/31/2026	104.61	0.732	5.28	912828YQ7	
US TREASURY N/B	1.625	11/30/2026	104.60	0.747	5.36	912828YU8	
US TREASURY N/B	1.750	12/31/2026	105.30	0.754	5.45	912828YX2	
US TREASURY N/B	1.500	1/31/2027	103.94	0.770	5.53	912828Z78	
US TREASURY N/B	1.125	2/28/2027	101.88	0.782	5.61	912828ZB9	
US TREASURY N/B	0.625	3/31/2027	99.05	0.795	5.69	912828ZE3	
US TREASURY N/B	0.500	4/30/2027	98.22	0.817	5.78	912828ZN3	
US TREASURY N/B	0.500	5/31/2027	98.11	0.831	5.86	912828ZS2	
US TREASURY N/B	0.500	6/30/2027	98.04	0.839	5.94	912828ZV5	
US TREASURY N/B	0.375	7/31/2027	97.20	0.852	6.03	91282CAD3	
US TREASURY N/B	0.500	8/31/2027	97.79	0.872	6.11	91282CAH4	
US TREASURY N/B	0.375	9/30/2027	96.93	0.886	6.19	91282CAL5	
US TREASURY N/B	0.500	10/31/2027	97.55	0.903	6.28	91282CAU5	
US TREASURY N/B	0.625	11/30/2027	98.23	0.913	6.36	91282CAY7	
US TREASURY N/B	0.625	12/31/2027	98.11	0.928	6.45	91282CBB6	
US TREASURY N/B	0.750	1/31/2028	98.79	0.942	6.53	91282CBJ9	
US TREASURY N/B	1.125	2/29/2028	101.15	0.945	6.61	91282CBP5	
US TREASURY N/B	1.250	3/31/2028	101.87	0.961	6.70	91282CBS9	
US TREASURY N/B	1.250	4/30/2028	101.84	0.969	6.78	91282CBZ3	
US TREASURY N/B	2.875	5/15/2028	112.63	0.956	6.82	9128284N7	
US TREASURY N/B	1.250	4/30/2028	101.86	0.965	6.78	91282CBZ3	
US TREASURY N/B	2.875	5/15/2028	112.63	0.956	6.82	9128284N7	
US TREASURY N/B	2.875	8/15/2028	112.82	0.992	7.07	9128284V9	
US TREASURY N/B	3.125	11/15/2028	114.81	1.018	7.32	9128285M8	
US TREASURY N/B	2.625	2/15/2029	111.40	1.053	7.58	9128286B1	

## CU Investment Solutions, LLC

Brady McLeod, Registered Representative  
Walter Thompson, Registered Representative  
Julie Chapin, Registered Representative  
Chris Hageman, Registered Representative  
Rachel Palmer, Registered Representative  
Lea Papamichael, Registered Representative  
Call 855-882-8474



## Treasury Offerings 7/22/2021

Bullets						
Issuer	Coupon	Maturity	Price	Yield	Years	Cusip
US TREASURY N/B	2.375	5/15/2029	109.68	1.079	7.82	9128286T2
US TREASURY N/B	1.625	8/15/2029	104.08	1.096	8.07	912828YB0
US TREASURY N/B	1.750	11/15/2029	105.07	1.110	8.32	912828YS3
US TREASURY N/B	1.500	2/15/2030	102.88	1.146	8.58	912828Z94
US TREASURY N/B	0.625	5/15/2030	95.41	1.174	8.82	912828ZQ6
US TREASURY N/B	0.625	8/15/2030	95.11	1.196	9.07	91282CAE1
US TREASURY N/B	0.875	11/15/2030	97.05	1.211	9.32	91282CAV3
US TREASURY N/B	1.125	2/15/2031	99.08	1.227	9.58	91282CBL4
US TREASURY N/B	1.625	5/15/2031	103.53	1.242	9.82	91282CCB5

All securities are offered through CU Investment Solutions LLC (ISI). The home office of ISI is located at 8500 W. 110th St., Overland Park, KS 66210. ISI is registered with the Securities and Exchange Commission (SEC) as a broker-dealer under the Securities Exchange Act of 1934. ISI also is registered in the state of Kansas as an investment advisor. Member of FINRA and SIPC. All investments carry risk; please speak with your representative to gain a full understanding of said risks. Securities offered by ISI are not insured by the FDIC or NCUSIF and may lose value. All opinions, prices and yields are subject to change without notice.

# ISI Intra-day Offerings

July 22, 2021 8:16 AM

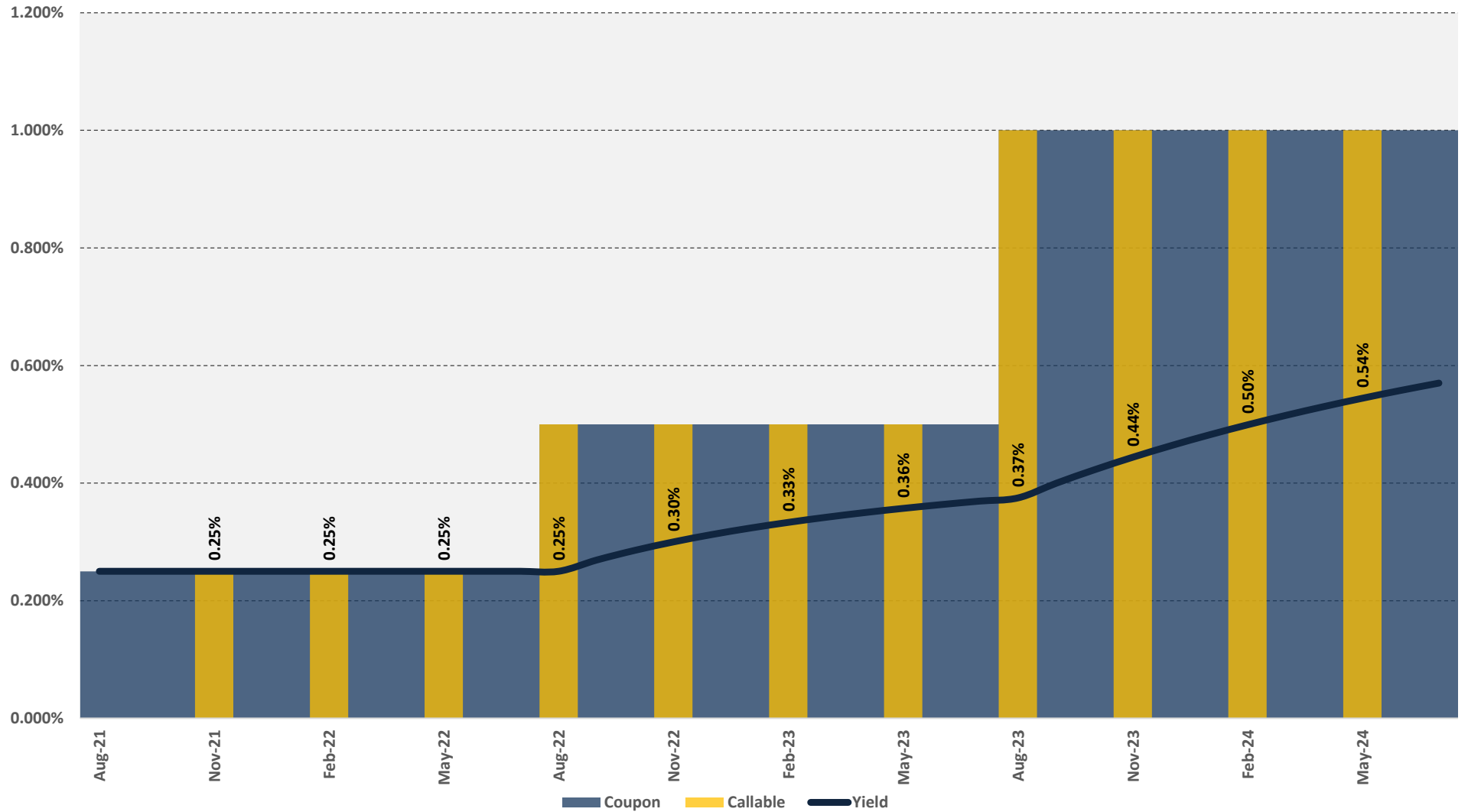
#	TERMS	COUPON	ISSUER	MATURITY	CUSIP	PRICE	YTC	YTW	YTM	+300 Change	SETTLEMENT
1	3.00y/3m,q	STEP	FHLB	8/16/2024	3130ANEE6	100.000	0.250%	0.250%	0.582%	-7.587%	8/16/2021
<i>STEP DETAILS: 0.25% to 8/22; 0.5% to 8/23; 1% to 8/24</i>											
2	3.00y/3m,q	STEP	FHLB	8/16/2024	3130ANF21	100.000	0.250%	0.250%	0.582%	-7.587%	8/16/2021
<i>STEP DETAILS: 0.25% to 8/22; 0.5% to 8/23; 1% to 8/24</i>											
3	5.00y/24m,1x	STEP	FHLB	7/28/2026	3130ANA83	100.000	0.550%	0.550%	0.818%	-12.450%	7/28/2021
<i>STEP DETAILS: 0.55% to 7/23; 1% to 7/26</i>											
4	5.00y/3m,q	STEP	FHLB	7/29/2026	3130ANEC0	100.000	0.500%	0.500%	0.872%	-12.005%	7/29/2021
<i>STEP DETAILS: 0.5% to 7/23; 1.125% to 7/26</i>											
5	5.00y/3m,q	STEP	FHLB	8/10/2026	3130AND56	100.000	0.250%	0.250%	1.523%	-8.695%	8/10/2021
<i>STEP DETAILS: 0.25% to 8/22; 0.5% to 8/23; 1% to 8/24; 2% to 8/25; 4% to 8/26</i>											
6	5.00y/3m,q	STEP	FHLB	8/18/2026	3130ANEP1	100.000	0.500%	0.500%	1.042%	-11.263%	8/18/2021
<i>STEP DETAILS: 0.5% to 8/22; 0.625% to 8/23; 0.875% to 8/24; 1.25% to 8/25; 2% to 8/26</i>											
7	5.00y/3m,q	STEP	FHLB	8/19/2026	3130ANE22	100.000	0.500%	0.500%	1.093%	-11.027%	8/19/2021
<i>STEP DETAILS: 0.5% to 2/22; 0.6% to 8/22; 0.7% to 2/23; 0.8% to 8/23; 0.9% to 2/24; 1% to 8/24; 1.25% to 2/25; 1.5% to 8/25; 1.75% to 2/26; 2% to 8/26</i>											

All opinions, prices, and yields are subject to change without notice. Neither the information nor any opinion expressed constitutes an offer, or an invitation to make an offer, to buy or sell any securities. This research report is prepared for general circulation and is circulated for general information only. The report does not consider the specific investment objectives, financial situation and particular needs of any specific person who may receive this report. Investors should understand that statements regarding future prospects might not be realized. Please contact ISI to discuss your specific situation and objectives.

# OFFERING #1 DETAILS

#	TERMS	COUPON	ISSUER	MATURITY	CUSIP	PRICE	YTC	YTW	YTM	+300 Decline	SETTLEMENT
1	3.00y/3m,q	STEP	FHLB	8/16/2024	3130ANEE6	100.000	0.250%	0.250%	0.582%	-7.587%	8/16/2021

STEP DETAILS: 0.25% to 8/22; 0.5% to 8/23; 1% to 8/24

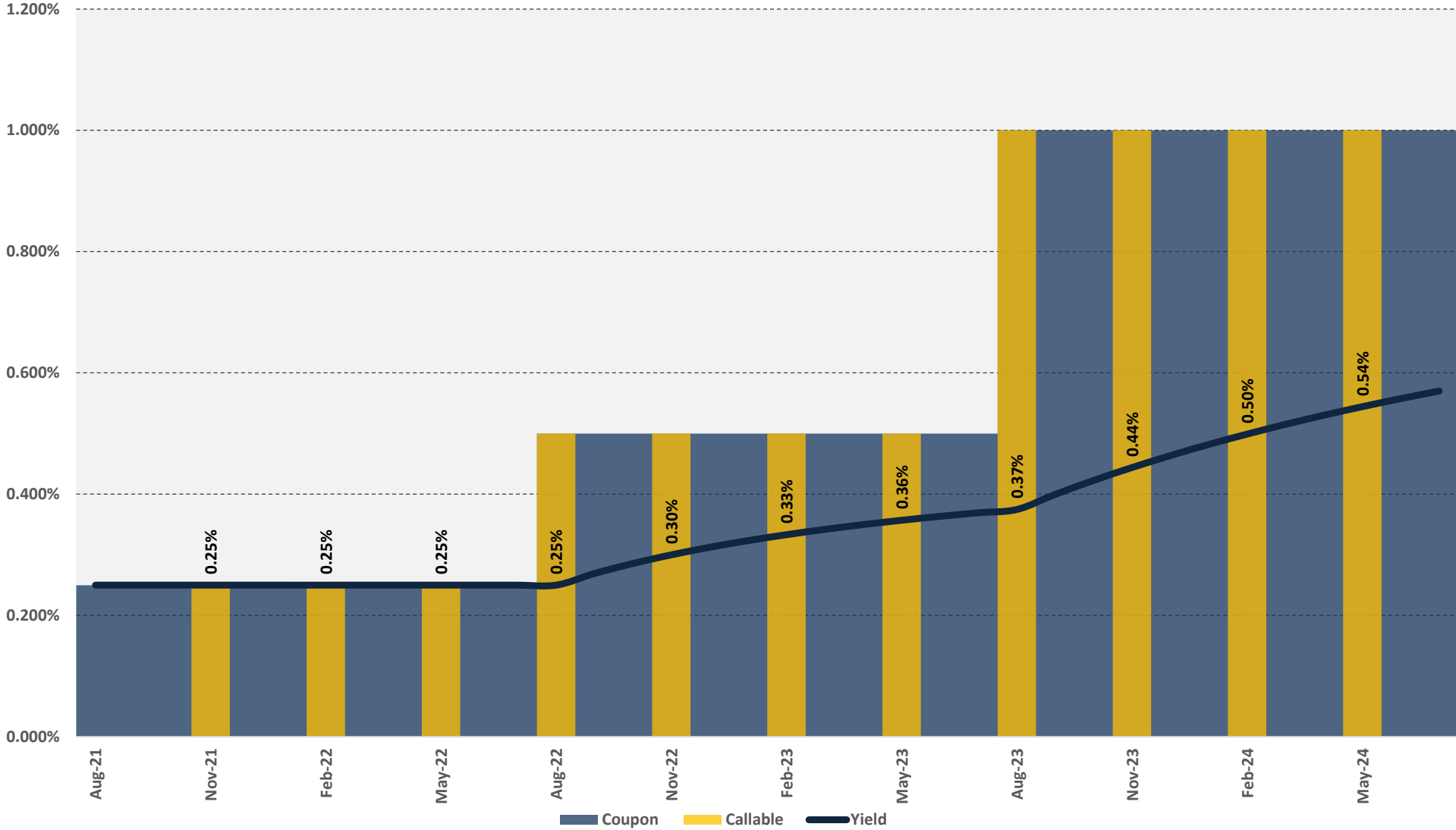




# OFFERING #2 DETAILS

#	TERMS	COUPON	ISSUER	MATURITY	CUSIP	PRICE	YTC	YTW	YTM	+300 Decline	SETTLEMENT
2	3.00y/3m,q	STEP	FHLB	8/16/2024	3130ANF21	100.000	0.250%	0.250%	0.582%	-7.587%	8/16/2021

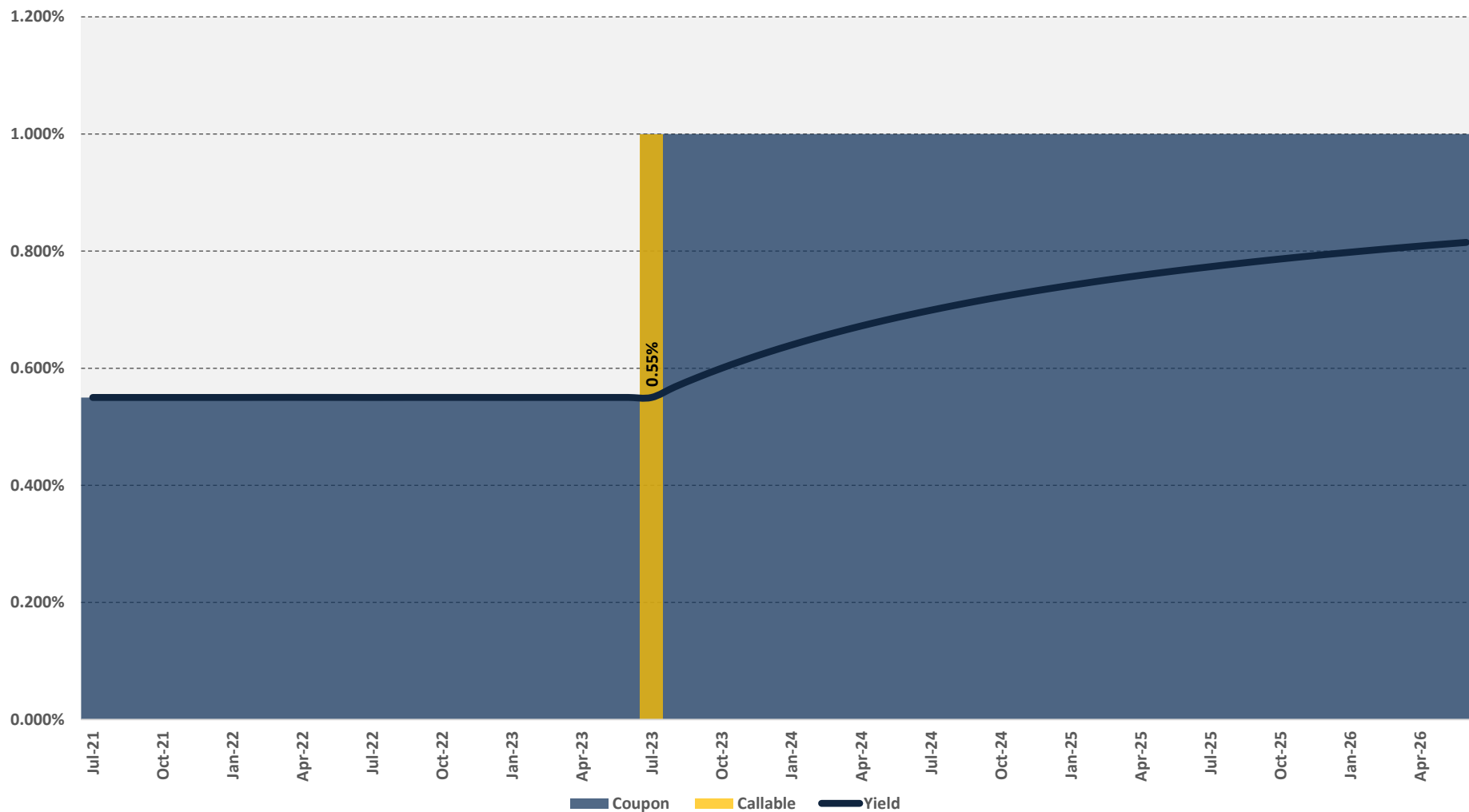
*STEP DETAILS: 0.25% to 8/22; 0.5% to 8/23; 1% to 8/24*



# OFFERING #3 DETAILS

#	TERMS	COUPON	ISSUER	MATURITY	CUSIP	PRICE	YTC	YTW	YTM	+300 Decline	SETTLEMENT
3	5.00y/24m,1x	STEP	FHLB	7/28/2026	3130ANA83	100.000	0.550%	0.550%	0.818%	-12.450%	7/28/2021

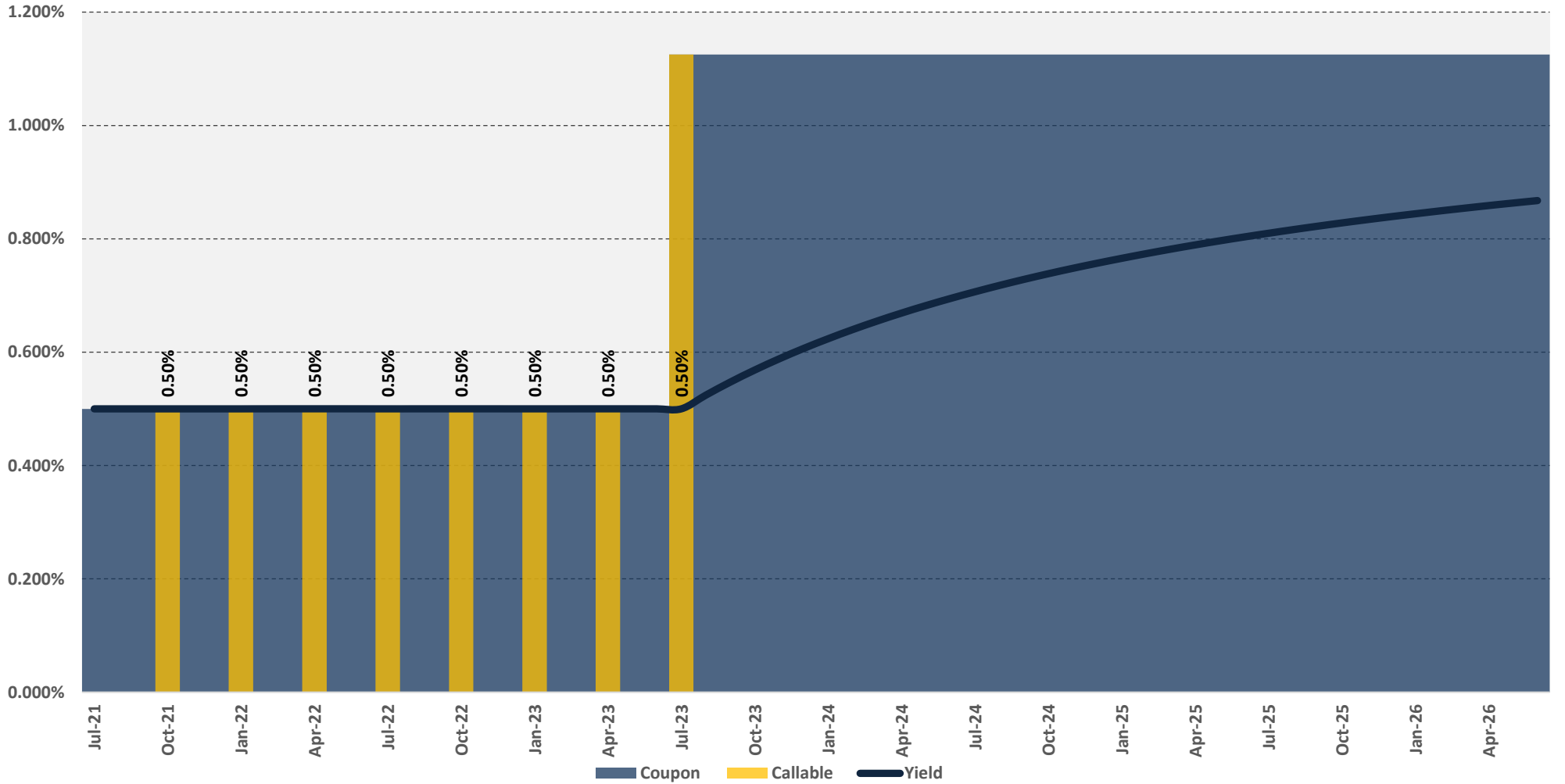
STEP DETAILS: 0.55% to 7/23; 1% to 7/26



# OFFERING #4 DETAILS

#	TERMS	COUPON	ISSUER	MATURITY	CUSIP	PRICE	YTC	YTW	YTM	+300 Decline	SETTLEMENT
4	5.00y/3m,q	STEP	FHLB	7/29/2026	3130ANECO	100.000	0.500%	0.500%	0.872%	-12.005%	7/29/2021

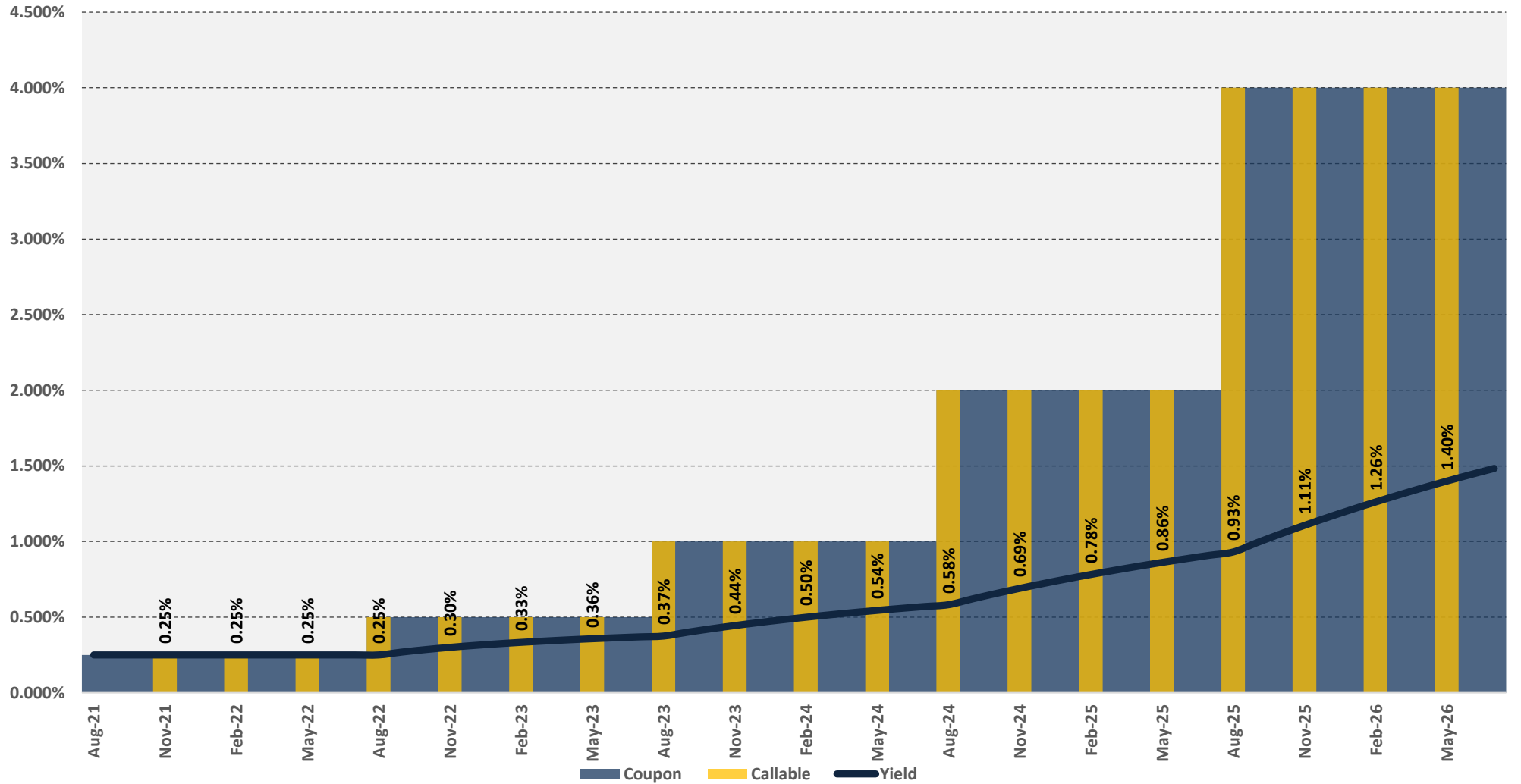
STEP DETAILS: 0.5% to 7/23; 1.125% to 7/26



# OFFERING #5 DETAILS

#	TERMS	COUPON	ISSUER	MATURITY	CUSIP	PRICE	YTC	YTW	YTM	+300 Decline	SETTLEMENT
5	5.00y/3m,q	STEP	FHLB	8/10/2026	3130AND56	100.000	0.250%	0.250%	1.523%	-8.695%	8/10/2021

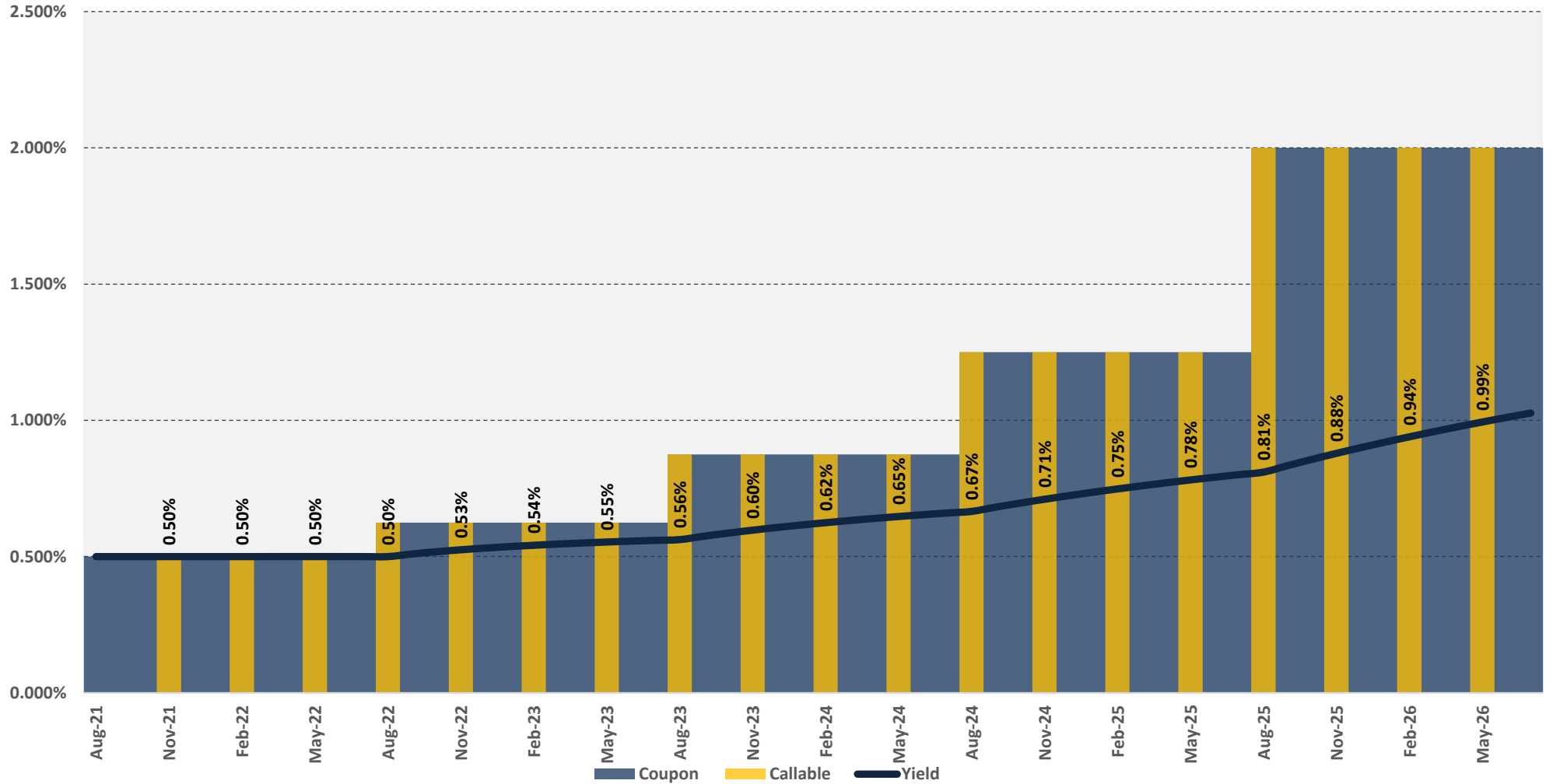
STEP DETAILS: 0.25% to 8/22; 0.5% to 8/23; 1% to 8/24; 2% to 8/25; 4% to 8/26



# OFFERING #6 DETAILS

#	TERMS	COUPON	ISSUER	MATURITY	CUSIP	PRICE	YTC	YTW	YTM	+300 Decline	SETTLEMENT
6	5.00y/3m,q	STEP	FHLB	8/18/2026	3130ANEP1	100.000	0.500%	0.500%	1.042%	-11.263%	8/18/2021

STEP DETAILS: 0.5% to 8/22; 0.625% to 8/23; 0.875% to 8/24; 1.25% to 8/25; 2% to 8/26



# OFFERING #7 DETAILS

#	TERMS	COUPON	ISSUER	MATURITY	CUSIP	PRICE	YTC	YTW	YTM	+300 Decline	SETTLEMENT
7	5.00y/3m,q	STEP	FHLB	8/19/2026	3130ANE22	100.000	0.500%	0.500%	1.093%	-11.027%	8/19/2021

STEP DETAILS: 0.5% to 2/22; 0.6% to 8/22; 0.7% to 2/23; 0.8% to 8/23; 0.9% to 2/24; 1% to 8/24; 1.25% to 2/25; 1.5% to 8/25; 1.75% to 2/26; 2% to 8/26

