

**CU Investment Solutions, LLC**

Brady McLeod, Registered Representative  
 Walter Thompson, Registered Representative  
 Julie Chapin, Registered Representative  
 Chris Hageman, Registered Representative  
 Rachel Palmer, Registered Representative  
 Lea Papamichael, Registered Representative  
 Call 855-882-8474



**New Issue Offerings  
 8/18/2022**

Fixed Rate Callables												
Issuer	Cusip	Coupon	Maturity	Call Date	Price	Years To	Lockout	Call Frequency	Settle Date	Spread to Interp		
						Maturity	in Months			Treas	YTM	YTC
FEDERAL HOME LOAN BANK	3130ASXD6	3.350	8/28/2023	11/28/2022	100	0.99	3	Quarterly	8/30/2022	0.40	3.350	3.350
FEDERAL HOME LOAN BANK	3130ASY86	3.375	8/28/2023	11/28/2022	100	0.99	3	Quarterly	8/30/2022	0.42	3.375	3.375
FEDERAL HOME LOAN BANK	3130ASYM5	3.400	8/28/2023	11/28/2022	100	0.99	3	Quarterly	8/30/2022	0.45	3.400	3.400
FEDERAL HOME LOAN BANK	3130ASYN3	3.500	11/28/2023	11/28/2022	100	1.25	3	Quarterly	8/30/2022	0.45	3.503	3.503
FEDERAL HOME LOAN BANK	3130ASYK9	3.625	2/28/2024	11/28/2022	100	1.50	3	Quarterly	8/30/2022	0.48	3.625	3.625
FEDERAL HOME LOAN BANK	3130ASZB8	3.750	2/28/2024	11/28/2022	100	1.50	3	Quarterly	8/30/2022	0.60	3.750	3.750
FEDERAL HOME LOAN BANK	3130ASXM6	3.500	8/28/2024	8/28/2023	100	2.00	12	Onetime	8/30/2022	0.16	3.500	3.500
FEDERAL HOME LOAN BANK	3130ASYG8	3.500	8/28/2024	2/28/2023	100	2.00	6	Onetime	8/30/2022	0.16	3.500	3.500
FEDERAL HOME LOAN BANK	3130ASYL7	3.750	8/28/2024	11/28/2022	100	2.00	3	Quarterly	8/30/2022	0.41	3.750	3.750
FEDERAL HOME LOAN BANK	3130ASXF1	3.750	8/28/2024	11/28/2022	100	2.00	3	Quarterly	8/30/2022	0.41	3.750	3.750
FEDERAL HOME LOAN BANK	3130ASYH6	3.750	8/28/2024	11/28/2022	100	2.00	3	Quarterly	8/30/2022	0.41	3.750	3.750
FREDDIE MAC	3134GXS21	3.800	8/25/2025	8/25/2023	100	3.00	12	Quarterly	8/25/2022	0.56	3.800	3.800
FEDERAL HOME LOAN BANK	3130ASXZ7	3.600	8/28/2025	8/28/2023	100	3.00	12	Onetime	8/30/2022	0.36	3.600	3.600
FEDERAL HOME LOAN BANK	3130ASZF9	3.700	8/28/2025	8/28/2023	100	3.00	12	Onetime	8/30/2022	0.46	3.700	3.700
FEDERAL HOME LOAN BANK	3130ASZ85	4.000	8/28/2025	2/28/2023	100	3.00	6	Quarterly	8/30/2022	0.76	4.000	4.000
FEDERAL HOME LOAN BANK	3130ASYZ6	4.000	8/28/2025	11/28/2022	100	3.00	3	Quarterly	8/30/2022	0.76	4.000	4.000
FEDERAL HOME LOAN BANK	3130ASYR4	4.000	8/28/2025	11/28/2022	100	3.00	3	Quarterly	8/30/2022	0.76	4.000	4.000
FEDERAL HOME LOAN BANK	3130ASZC6	4.100	2/25/2026	11/25/2022	100	3.49	3	Quarterly	8/30/2022	0.92	4.100	4.100
FEDERAL HOME LOAN BANK	3130ASZ36	4.000	3/16/2026	12/16/2022	100	3.50	3	Quarterly	9/16/2022	0.82	4.000	4.000
FEDERAL HOME LOAN BANK	3130ASXN4	4.000	8/28/2026	2/28/2023	100	4.00	6	Quarterly	8/30/2022	0.87	4.000	4.000
FEDERAL HOME LOAN BANK	3130ASZA0	4.000	9/8/2026	9/8/2023	100	4.00	12	Quarterly	9/8/2022	0.87	4.000	4.000
FEDERAL HOME LOAN BANK	3130ASZ77	4.000	8/25/2027	8/25/2023	100	4.99	12	Quarterly	8/30/2022	0.97	4.000	4.000
FEDERAL HOME LOAN BANK	3130ASY94	4.200	8/25/2027	11/25/2022	100	4.99	3	Quarterly	8/30/2022	1.17	4.200	4.200
FEDERAL HOME LOAN BANK	3130ASZ69	4.050	8/27/2027	2/27/2023	100	4.99	6	Quarterly	8/30/2022	1.02	4.050	4.050
FEDERAL HOME LOAN BANK	3130ASYX1	4.000	9/14/2027	9/14/2023	100	5.00	12	Quarterly	9/14/2022	0.97	4.000	4.000
FEDERAL HOME LOAN BANK	3130ASXY0	5.000	8/24/2037	8/24/2023	100	15.01	12	Anytime	8/24/2022	2.05	5.000	5.000

Step-Up Rate Callables												
Issuer	Cusip	Coupon	Maturity	Call Date	Price	Years To	Lockout	Call Frequency	Settle Date	Spread to Interp		
						Maturity	in Months			Treas	YTM	YTC
FEDERAL HOME LOAN BANK	3130ASZL6	3.250	2/28/2024	11/28/2022	100	1.50	3	Quarterly	8/30/2022	0.86	4.008	3.250
FEDERAL HOME LOAN BANK	3130ASTK5	3.000	8/22/2024	11/22/2022	100	2.00	3	Quarterly	8/22/2022	0.89	4.230	3.000
FREDDIE MAC	3134GXR22	3.250	8/28/2024	11/28/2022	100	2.00	3	Quarterly	8/30/2022	1.33	4.668	3.250
FREDDIE MAC	3134GXM76	3.000	8/25/2025	11/25/2022	100	3.00	3	Quarterly	8/25/2022	2.19	5.422	3.000
FEDERAL HOME LOAN BANK	3130ASU98	3.500	8/25/2025	11/25/2022	100	3.00	3	Quarterly	8/25/2022	0.08	4.146	3.500
FREDDIE MAC	3134GXS62	3.500	8/25/2025	11/25/2022	100	3.00	3	Quarterly	8/25/2022	0.17	4.563	3.500

All securities are offered through CU Investment Solutions LLC (ISI). The home office of ISI is located at 8500 W. 110th St., Overland Park, KS 66210. ISI is registered with the Securities and Exchange Commission (SEC) as a broker-dealer under the Securities Exchange Act of 1934. ISI also is registered in the state of Kansas as an investment advisor. Member of FINRA and SIPC. All investments carry risk; please speak with your representative to gain a full understanding of said risks. Securities offered by ISI are not insured by the FDIC or NCUSIF and may lose value. All opinions, prices and yields are subject to change without notice.

**CU Investment Solutions, LLC**

Brady McLeod, Registered Representative  
Walter Thompson, Registered Representative  
Julie Chapin, Registered Representative  
Chris Hageman, Registered Representative  
Rachel Palmer, Registered Representative  
Lea Papamichael, Registered Representative  
Call 855-882-8474



## Secondary Offerings 8/18/2022

Callables									
Issuer	Coupon	Maturity	Call Date	Call Type	Price	YTC	YTM	YTM Spread to Interp Treas	Cusip
FEDERAL HOME LOAN BANK	1.000	11/15/2024	11/15/2022	Quarterly	94.92	23.392	3.374	0.06	3130APRF4
FREDDIE MAC	0.650	10/22/2025	10/22/2022	Quarterly	91.77	51.835	3.407	0.19	3134GWZV1
FEDERAL HOME LOAN BANK	1.000	3/23/2026	9/23/2022	Monthly	91.95	93.373	3.398	0.22	3130ALGJ7
FEDERAL HOME LOAN BANK	1.020	2/24/2027	11/24/2022	Quarterly	90.49	42.918	3.305	0.22	3130ALED2
FEDERAL FARM CREDIT BANK	0.900	8/19/2027	8/25/2022	Anytime	89.12	733.505	3.277	0.25	3133EL4D3

Bullets								
Issuer	Coupon	Maturity	Price	Yield	Spread to Interp	Benchmark	Cusip	
FEDERAL FARM CREDIT BANK	3.250	8/18/2023	99.98	3.268	0.32	T 3 07/31/24	3133ENH86	
FEDERAL HOME LOAN BANK	3.375	9/8/2023	100.09	3.288	0.30	T 3 07/31/24	313383YJ4	
FEDERAL HOME LOAN BANK	3.375	12/8/2023	100.06	3.323	0.24	T 3 07/31/24	3130A0F70	
FEDERAL HOME LOAN BANK	3.250	3/8/2024	99.88	3.328	0.15	T 3 07/31/24	3130A0XE5	
FEDERAL HOME LOAN BANK	3.125	6/14/2024	99.68	3.308	0.03	T 3 07/31/24	3130ASHK8	
FANNIE MAE	1.625	1/7/2025	96.41	3.203	-0.09	T 3 07/31/24	3135G0X24	
FREDDIE MAC	1.500	2/12/2025	96.03	3.178	-0.11	T 3 07/31/24	3137EAEP0	
FANNIE MAE	0.625	4/22/2025	93.22	3.295	0.02	T 3 1/8 08/15/25	3135G03U5	
FARMER MAC	3.000	8/15/2025	99.15	3.300	0.06	T 3 1/8 08/15/25	31422XD74	
FEDERAL FARM CREDIT BANK	3.125	8/24/2026	98.94	3.410	0.28	T 3 1/8 08/15/25	3133ENH45	
FANNIE MAE	1.875	9/24/2026	95.46	3.061	-0.06	T 2 3/4 07/31/27	3135G0Q22	
FEDERAL HOME LOAN BANK	3.000	12/11/2026	99.57	3.106	0.01	T 2 3/4 07/31/27	3130AAJM1	
FEDERAL FARM CREDIT BANK	2.920	8/17/2027	99.28	3.076	0.05	T 2 3/4 07/31/27	3133ENG87	

All securities are offered through CU Investment Solutions LLC (ISI). The home office of ISI is located at 8500 W. 110th St., Overland Park, KS 66210. ISI is registered with the Securities and Exchange Commission (SEC) as a broker-dealer under the Securities Exchange Act of 1934. ISI also is registered in the state of Kansas as an investment advisor. Member of FINRA and SIPC. All investments carry risk; please speak with your representative to gain a full understanding of said risks. Securities offered by ISI are not insured by the FDIC or NCUSIF and may lose value. All opinions, prices and yields are subject to change without notice.

## CU Investment Solutions, LLC

Brady McLeod, Registered Representative  
Walter Thompson, Registered Representative  
Julie Chapin, Registered Representative  
Chris Hageman, Registered Representative  
Rachel Palmer, Registered Representative  
Lea Papamichael, Registered Representative  
Call 855-882-8474



### Indicative Offerings - Mortgage-Backed Securities 8/18/2022

MBS Pools									
Issue	Coupon	WAL	Yield	I Spread	Price	Principal	Type	Current Face	Cusip
FR SB8177	3.50	5.51	3.50	49	99.88	10/22-07/37	15 Year	10,000,000	3132D6CN8
FR SB8178	4.00	5.35	3.76	74	101.00	10/22-07/37	15 Year	10,000,000	3132D6CP3
FR SB8180	4.50	4.51	3.95	86	102.03	10/22-06/37	15 Year	24,661,709	3132D6CR9
FN MA4728	3.50	7.10	3.70	74	98.75	10/22-06/42	20 Year	25,000,000	31418EHE3
FN MA4729	4.00	5.80	3.84	84	100.66	10/22-07/42	20 Year	15,000,000	31418EHF0
FN MA4766	4.50	4.64	3.95	88	102.06	10/22-07/42	20 Year	10,000,000	31418EJL5

All securities are offered through CU Investment Solutions LLC (ISI). The home office of ISI is located at 8500 W. 110th St., Overland Park, KS 66210. ISI is registered with the Securities and Exchange Commission (SEC) as a broker-dealer under the Securities Exchange Act of 1934. ISI also is registered in the state of Kansas as an investment advisor. Member of FINRA and SIPC. All investments carry risk; please speak with your representative to gain a full understanding of said risks. Securities offered by ISI are not insured by the FDIC or NCUSIF and may lose value. All opinions, prices and yields are subject to change without notice.

**CU Investment Solutions, LLC**

Brady McLeod, Registered Representative  
Walter Thompson, Registered Representative  
Julie Chapin, Registered Representative  
Chris Hageman, Registered Representative  
Rachel Palmer, Registered Representative  
Lea Papamichael, Registered Representative  
Call 855-882-8474



## Treasury Offerings 8/18/2022

Bullets						
Issuer	Coupon	Maturity	Price	Yield	Years	Cusip
US TREASURY N/B	2.000	10/31/2022	99.9664	2.157	0.20	9128283C2
US TREASURY N/B	2.000	11/30/2022	99.8727	2.445	0.28	912828M80
US TREASURY N/B	2.125	12/31/2022	99.7789	2.730	0.37	912828N30
US TREASURY N/B	1.750	1/31/2023	99.5563	2.749	0.45	912828P38
US TREASURY N/B	2.625	2/28/2023	99.8609	2.889	0.53	912828A5
US TREASURY N/B	2.500	3/31/2023	99.7359	2.934	0.62	9128284D9
US TREASURY N/B	2.750	4/30/2023	99.8102	3.023	0.70	9128284L1
US TREASURY N/B	2.750	5/31/2023	99.7594	3.061	0.78	9128284S6
US TREASURY N/B	2.625	6/30/2023	99.6461	3.041	0.87	9128284U1
US TREASURY N/B	1.250	7/31/2023	98.2683	3.117	0.95	912828S92
US TREASURY N/B	2.500	8/15/2023	99.3972	3.123	0.99	912828VS6
US TREASURY N/B	0.250	9/30/2023	96.8581	3.140	1.12	91282CDA6
US TREASURY N/B	2.875	10/31/2023	99.6745	3.152	1.20	9128285K2
US TREASURY N/B	2.125	11/30/2023	98.6902	3.175	1.28	912828U57
US TREASURY N/B	2.250	12/31/2023	98.7370	3.202	1.37	912828V23
US TREASURY N/B	2.250	1/31/2024	98.6589	3.204	1.45	912828V80
US TREASURY N/B	2.125	2/29/2024	98.4245	3.186	1.53	912828W48
US TREASURY N/B	2.250	3/31/2024	98.4948	3.213	1.62	91282CEG2
US TREASURY N/B	2.500	4/30/2024	98.8152	3.221	1.70	91282CEK3
US TREASURY N/B	2.500	5/31/2024	98.7605	3.220	1.79	91282CER8
US TREASURY N/B	3.000	6/30/2024	99.5847	3.230	1.87	91282CEX5
US TREASURY N/B	3.000	7/31/2024	99.5769	3.225	1.95	91282CFA4
US TREASURY N/B	2.375	8/15/2024	98.4780	3.170	1.99	912828D56
US TREASURY N/B	1.500	9/30/2024	96.6225	3.163	2.12	912828YH7
US TREASURY N/B	2.250	10/31/2024	98.0053	3.196	2.21	9128283D0
US TREASURY N/B	2.125	11/30/2024	97.6303	3.210	2.29	9128283J7
US TREASURY N/B	1.750	12/31/2024	96.7241	3.199	2.37	912828YY0
US TREASURY N/B	2.500	1/31/2025	98.3178	3.220	2.46	9128283V0
US TREASURY N/B	1.500	2/15/2025	95.8959	3.229	2.50	91282CDZ1
US TREASURY N/B	1.750	3/15/2025	96.3725	3.230	2.58	91282CED9
US TREASURY N/B	2.625	4/15/2025	98.4350	3.244	2.66	91282CEH0
US TREASURY N/B	2.875	5/31/2025	99.0600	3.230	2.79	9128284R8
US TREASURY N/B	2.875	6/15/2025	99.0053	3.246	2.83	91282CEU1
US TREASURY N/B	3.000	7/15/2025	99.3713	3.228	2.91	91282CEY3
US TREASURY N/B	2.750	8/31/2025	98.6994	3.203	3.04	9128284Z0
US TREASURY N/B	3.000	9/30/2025	99.4728	3.178	3.12	9128285C0
US TREASURY N/B	3.000	10/31/2025	99.4259	3.189	3.21	9128285J5
US TREASURY N/B	2.250	11/15/2025	97.1369	3.187	3.25	912828M56
US TREASURY N/B	0.375	12/31/2025	91.1056	3.184	3.37	91282CBC4
US TREASURY N/B	0.375	1/31/2026	90.9103	3.179	3.46	91282CBH3

**CU Investment Solutions, LLC**

Brady McLeod, Registered Representative  
Walter Thompson, Registered Representative  
Julie Chapin, Registered Representative  
Chris Hageman, Registered Representative  
Rachel Palmer, Registered Representative  
Lea Papamichael, Registered Representative  
Call 855-882-8474



## Treasury Offerings 8/18/2022

Bullets						
Issuer	Coupon	Maturity	Price	Yield	Years	Cusip
US TREASURY N/B	2.500	2/28/2026	97.8166	3.158	3.53	9128286F2
US TREASURY N/B	2.250	3/31/2026	96.9884	3.137	3.62	9128286L9
US TREASURY N/B	2.375	4/30/2026	97.4025	3.124	3.70	9128286S4
US TREASURY N/B	1.625	5/15/2026	94.6994	3.138	3.74	912828R36
US TREASURY N/B	0.875	6/30/2026	91.8400	3.133	3.87	91282CCJ8
US TREASURY N/B	1.875	7/31/2026	95.5028	3.094	3.95	912828Y95
US TREASURY N/B	1.500	8/15/2026	94.0341	3.101	3.99	9128282A7
US TREASURY N/B	1.625	9/30/2026	94.4481	3.071	4.12	912828YG9
US TREASURY N/B	1.625	10/31/2026	94.3153	3.078	4.21	912828YQ7
US TREASURY N/B	2.000	11/15/2026	95.7138	3.086	4.25	912828U24
US TREASURY N/B	1.250	12/31/2026	92.6434	3.064	4.37	91282CDQ1
US TREASURY N/B	1.500	1/31/2027	93.5966	3.050	4.46	912828Z78
US TREASURY N/B	2.250	2/15/2027	96.6200	3.062	4.50	912828V98
US TREASURY N/B	2.500	3/31/2027	97.7528	3.025	4.62	91282CEF4
US TREASURY N/B	2.750	4/30/2027	98.7997	3.025	4.70	91282CEN7
US TREASURY N/B	2.375	5/15/2027	97.0888	3.039	4.74	912828X88
US TREASURY N/B	3.250	6/30/2027	101.0731	3.011	4.87	91282CEW7
US TREASURY N/B	0.375	7/31/2027	88.0797	2.984	4.95	91282CAD3
US TREASURY N/B	2.250	8/15/2027	96.4938	3.012	4.99	9128282R0
US TREASURY N/B	0.375	9/30/2027	87.6031	3.008	5.12	91282CAL5
US TREASURY N/B	0.500	10/31/2027	88.0172	3.007	5.21	91282CAU5
US TREASURY N/B	2.250	11/15/2027	96.3297	3.012	5.25	9128283F5
US TREASURY N/B	0.625	12/31/2027	88.2594	3.012	5.37	91282CBB6
US TREASURY N/B	0.750	1/31/2028	88.7359	3.007	5.46	91282CBJ9
US TREASURY N/B	2.750	2/15/2028	98.6500	3.019	5.50	9128283W8
US TREASURY N/B	1.250	3/31/2028	90.9234	3.019	5.62	91282CBS9
US TREASURY N/B	1.250	4/30/2028	90.7984	3.020	5.70	91282CBZ3
US TREASURY N/B	1.250	5/31/2028	90.6813	3.018	5.79	91282CCE9
US TREASURY N/B	1.250	6/30/2028	90.5719	3.016	5.87	91282CCH2
US TREASURY N/B	1.000	7/31/2028	89.1566	3.004	5.96	91282CCR0
US TREASURY N/B	2.875	8/15/2028	99.3206	3.000	6.00	9128284V9
US TREASURY N/B	1.250	9/30/2028	90.2659	3.004	6.12	91282CCY5
US TREASURY N/B	1.375	10/31/2028	90.8597	3.002	6.21	91282CDF5
US TREASURY N/B	3.125	11/15/2028	100.7659	2.989	6.25	9128285M8
US TREASURY N/B	1.375	12/31/2028	90.8675	2.960	6.38	91282CDP3
US TREASURY N/B	1.750	1/31/2029	92.8909	2.969	6.46	91282CDW8
US TREASURY N/B	2.625	2/15/2029	97.9691	2.971	6.50	9128286B1
US TREASURY N/B	2.375	3/31/2029	96.3831	2.981	6.62	91282CEE7
US TREASURY N/B	2.875	4/30/2029	99.3519	2.982	6.70	91282CEM9
US TREASURY N/B	2.750	5/31/2029	98.6331	2.974	6.79	91282CES6

**CU Investment Solutions, LLC**

Brady McLeod, Registered Representative  
 Walter Thompson, Registered Representative  
 Julie Chapin, Registered Representative  
 Chris Hageman, Registered Representative  
 Rachel Palmer, Registered Representative  
 Lea Papamichael, Registered Representative  
 Call 855-882-8474



## Treasury Offerings 8/18/2022

Bullets						
Issuer	Coupon	Maturity	Price	Yield	Years	Cusip
US TREASURY N/B	3.250	6/30/2029	101.8519	2.950	6.87	91282CEV9
US TREASURY N/B	1.750	11/15/2029	93.0694	2.815	7.25	912828YS3
US TREASURY N/B	1.500	2/15/2030	91.0694	2.832	7.50	912828Z94
US TREASURY N/B	0.625	5/15/2030	84.7412	2.835	7.75	912828ZQ6
US TREASURY N/B	0.625	8/15/2030	84.3494	2.827	8.00	91282CAE1
US TREASURY N/B	0.875	11/15/2030	85.9900	2.790	8.25	91282CAV3
US TREASURY N/B	1.125	2/15/2031	87.4587	2.795	8.50	91282CBL4
US TREASURY N/B	1.625	5/15/2031	90.8181	2.817	8.75	91282CCB5
US TREASURY N/B	1.250	8/15/2031	87.5875	2.823	9.00	91282CCS8
US TREASURY N/B	1.375	11/15/2031	88.1031	2.848	9.25	91282CDJ7
US TREASURY N/B	1.875	2/15/2032	91.9469	2.850	9.50	91282CDY4
US TREASURY N/B	2.875	5/15/2032	100.1750	2.854	9.75	91282CEP2

All securities are offered through CU Investment Solutions LLC (ISI). The home office of ISI is located at 8500 W. 110th St., Overland Park, KS 66210. ISI is registered with the Securities and Exchange Commission (SEC) as a broker-dealer under the Securities Exchange Act of 1934. ISI also is registered in the state of Kansas as an investment advisor. Member of FINRA and SIPC. All investments carry risk; please speak with your representative to gain a full understanding of said risks. Securities offered by ISI are not insured by the FDIC or NCUSIF and may lose value. All opinions, prices and yields are subject to change without notice.

# ISI Intra-day Offerings

August 18, 2022 8:04 AM

#	TERMS	COUPON	ISSUER	MATURITY	CUSIP	PRICE	YTC	YTW	YTM	+300 Change	SETTLEMENT
1	1.49y/3m,q	STEP	FHLB	2/28/2024	3130ASZL6	100.000	3.250%	3.250%	4.008%	-3.171%	8/30/2022
<i>STEP DETAILS: 3.25% to 11/22; 3.5% to 2/23; 3.75% to 5/23; 4% to 8/23; 4.5% to 11/23; 5% to 2/24</i>											
2	2.00y/3m,q	STEP	FHLB	8/22/2024	3130ASTK5	100.000	3.000%	3.000%	4.230%	-3.329%	8/22/2022
<i>STEP DETAILS: 3% to 11/22; 3.5% to 2/23; 3.75% to 5/23; 4% to 8/23; 4.25% to 11/23; 4.5% to 2/24; 5% to 5/24; 6% to 8/24</i>											
3	1.99y/3m,q	STEP	FHLMC	8/28/2024	3134GXR22	100.000	3.250%	3.250%	4.668%	-3.348%	8/30/2022
<i>STEP DETAILS: 3.25% to 2/23; 3.5% to 5/23; 4% to 8/23; 4.5% to 11/23; 5% to 2/24; 6% to 5/24; 8% to 8/24</i>											
4	3.00y/3m,q	STEP	FHLMC	8/25/2025	3134GXM76	100.000	3.000%	3.000%	5.422%	-2.856%	8/25/2022
<i>STEP DETAILS: 3% to 2/23; 4% to 8/23; 5% to 2/24; 6% to 8/24; 7% to 2/25; 8% to 8/25</i>											
5	3.00y/3m,q	STEP	FHLB	8/25/2025	3130ASU98	100.000	3.500%	3.500%	4.146%	-6.354%	8/25/2022
<i>STEP DETAILS: 3.5% to 8/23; 4% to 8/24; 5% to 8/25</i>											
6	3.00y/3m,q	STEP	FHLMC	8/25/2025	3134GXS62	100.000	3.500%	3.500%	4.563%	-5.225%	8/25/2022
<i>STEP DETAILS: 3.5% to 2/23; 4% to 8/23; 5% to 8/25</i>											

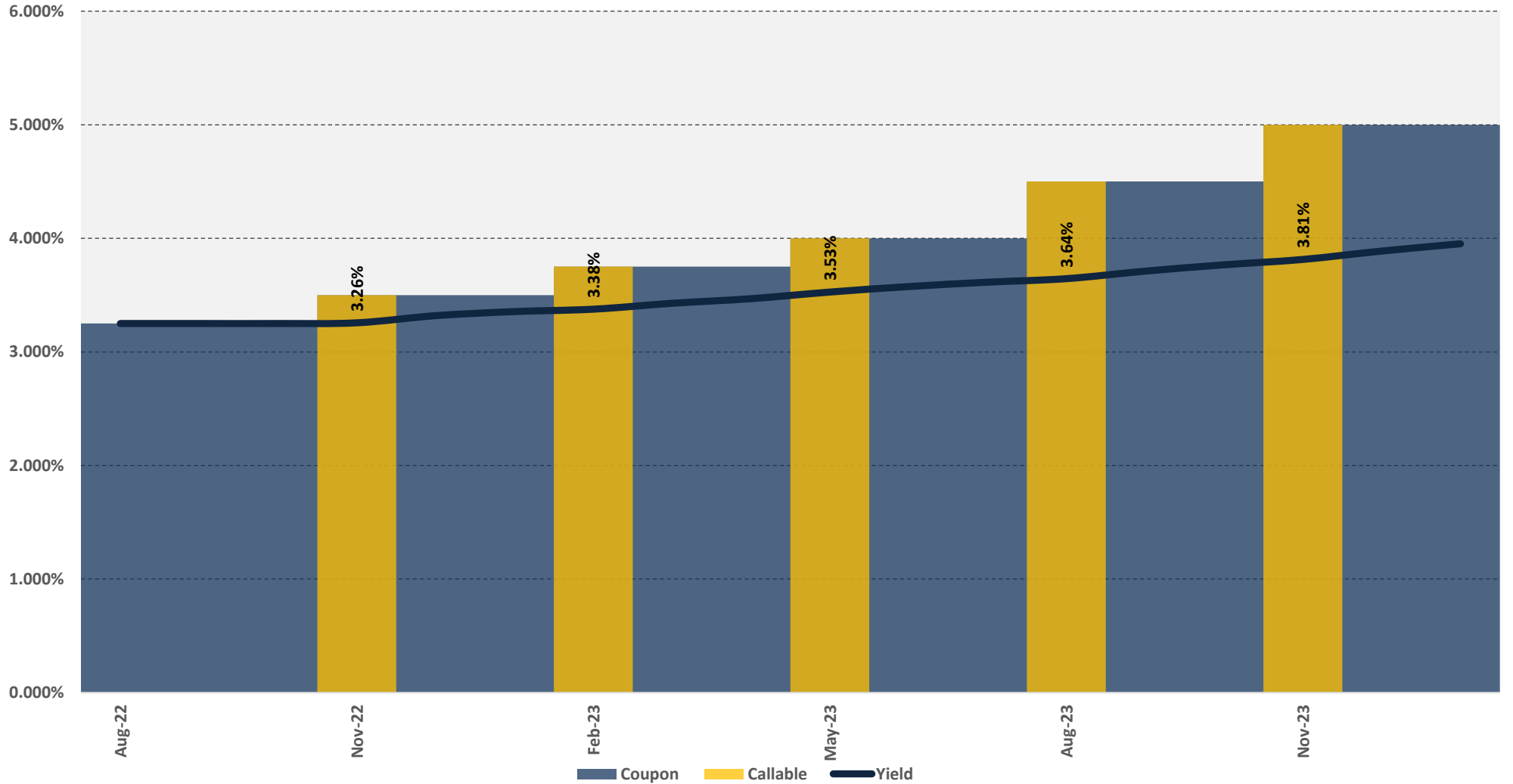
All opinions, prices, and yields are subject to change without notice. Neither the information nor any opinion expressed constitutes an offer, or an invitation to make an offer, to buy or sell any securities. This research report is prepared for general circulation and is circulated for general information only. The report does not consider the specific investment objectives, financial situation and particular needs of any specific person who may receive this report. Investors should understand that statements regarding future prospects might not be realized.

Please contact ISI to discuss your specific situation and objectives.

# OFFERING #1 DETAILS

#	TERMS	COUPON	ISSUER	MATURITY	CUSIP	PRICE	YTC	YTW	YTM	+300 Decline	SETTLEMENT
1	1.49y/3m,q	STEP	FHLB	2/28/2024	3130ASZL6	100.000	3.250%	3.250%	4.008%	-3.171%	8/30/2022

STEP DETAILS: 3.25% to 11/22; 3.5% to 2/23; 3.75% to 5/23; 4% to 8/23; 4.5% to 11/23; 5% to 2/24

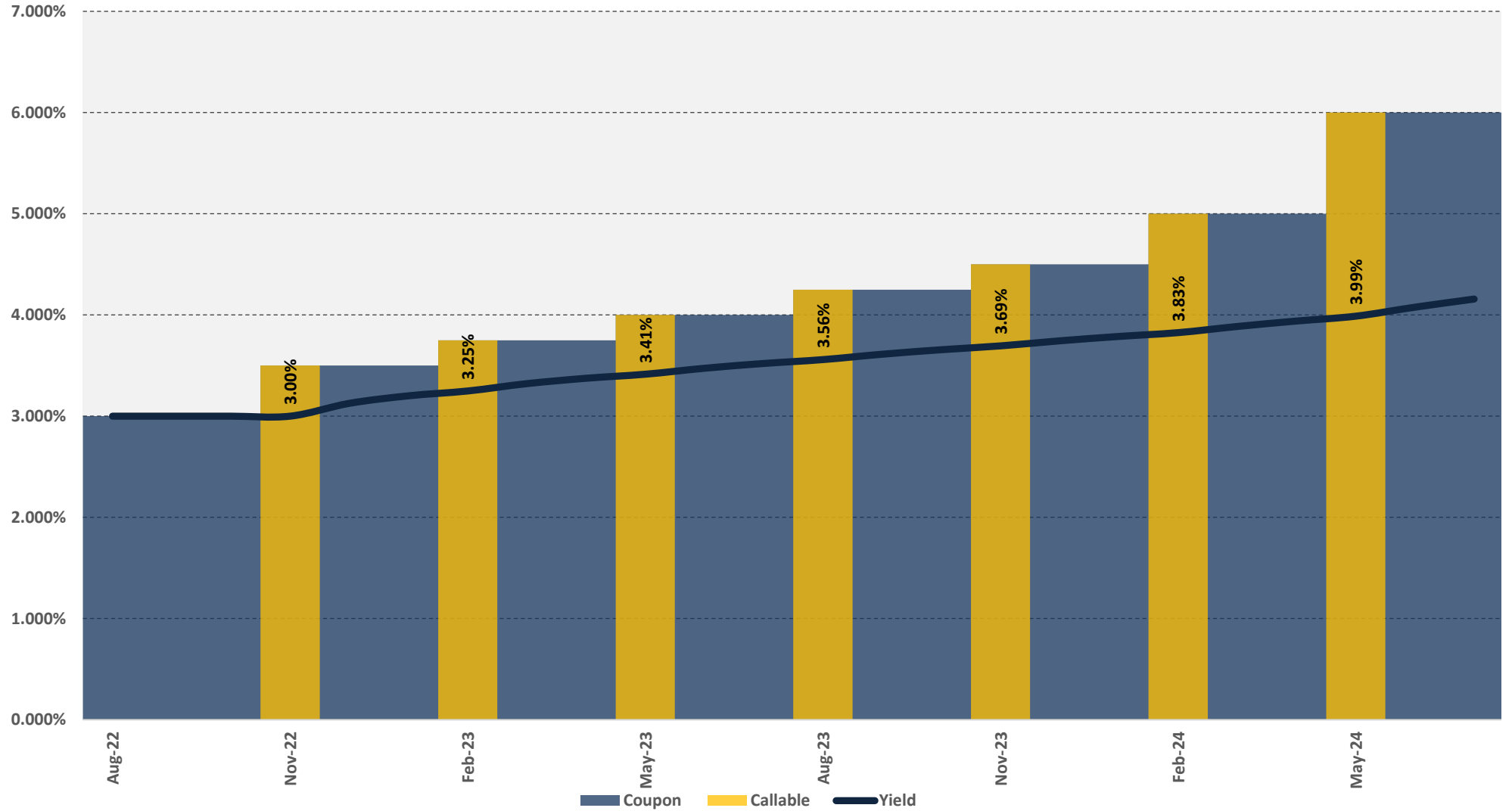




# OFFERING #2 DETAILS

#	TERMS	COUPON	ISSUER	MATURITY	CUSIP	PRICE	YTC	YTW	YTM	+300 Decline	SETTLEMENT
2	2.00y/3m,q	STEP	FHLB	8/22/2024	3130ASTK5	100.000	3.000%	3.000%	4.230%	-3.329%	8/22/2022

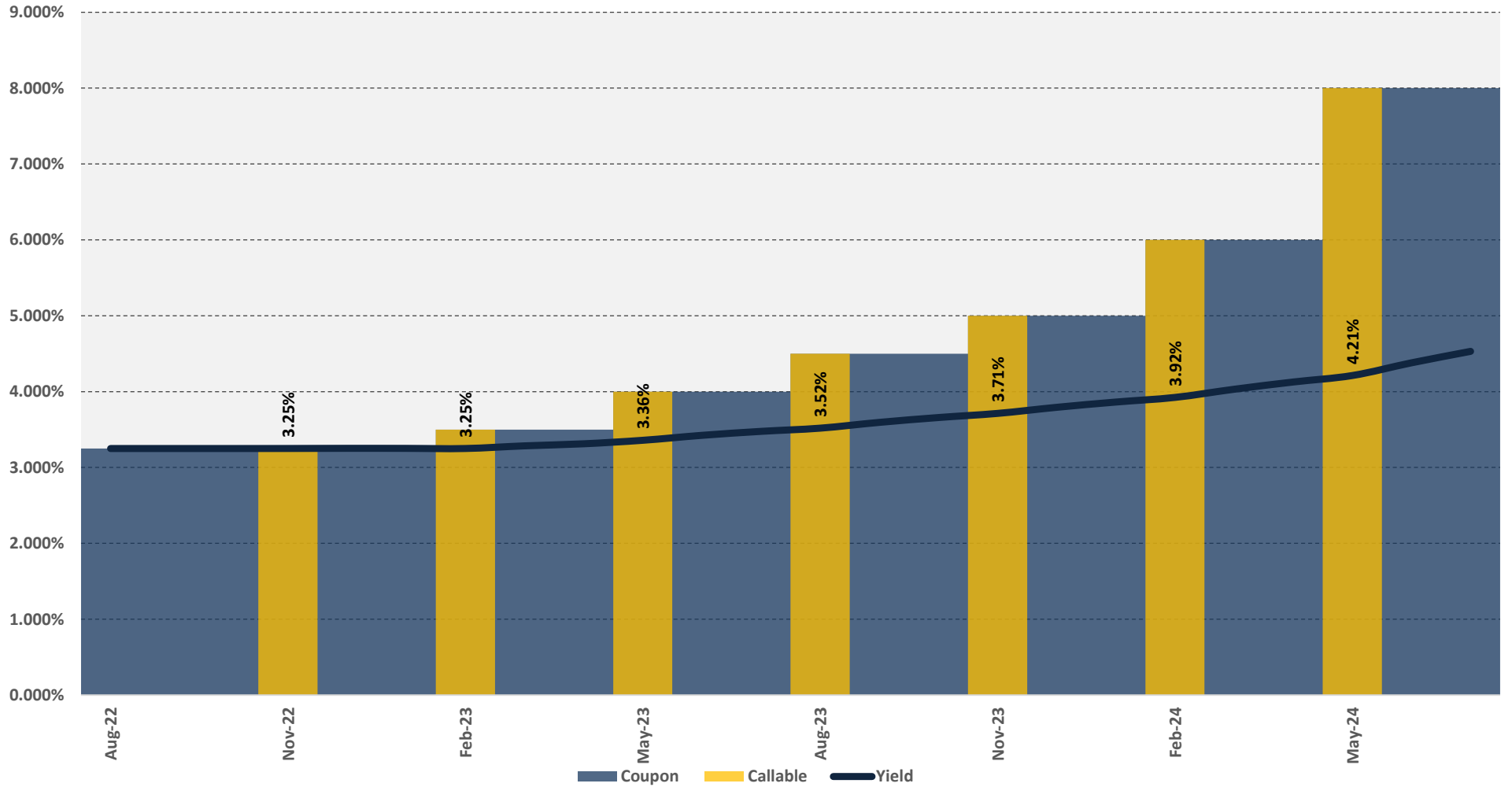
STEP DETAILS: 3% to 11/22; 3.5% to 2/23; 3.75% to 5/23; 4% to 8/23; 4.25% to 11/23; 4.5% to 2/24; 5% to 5/24; 6% to 8/24



# OFFERING #3 DETAILS

#	TERMS	COUPON	ISSUER	MATURITY	CUSIP	PRICE	YTC	YTW	YTM	+300 Decline	SETTLEMENT
3	1.99y/3m,q	STEP	FHLMC	8/28/2024	3134GXR22	100.000	3.250%	3.250%	4.668%	-3.348%	8/30/2022

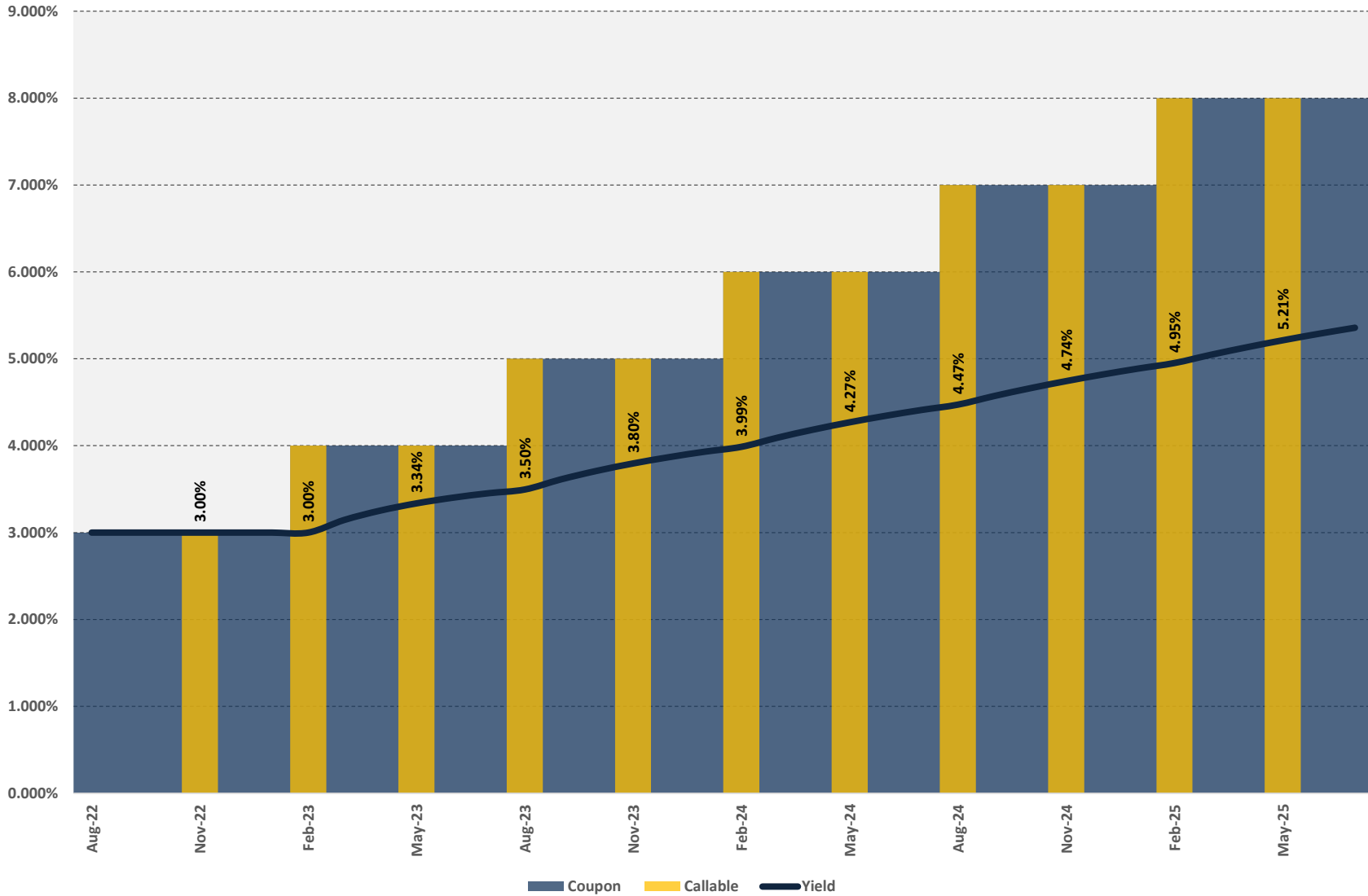
STEP DETAILS: 3.25% to 2/23; 3.5% to 5/23; 4% to 8/23; 4.5% to 11/23; 5% to 2/24; 6% to 5/24; 8% to 8/24



# OFFERING #4 DETAILS

#	TERMS	COUPON	ISSUER	MATURITY	CUSIP	PRICE	YTC	YTW	YTM	+300 Decline	SETTLEMENT
4	3.00y/3m,q	STEP	FHLMC	8/25/2025	3134GXM76	100.000	3.000%	3.000%	5.422%	-2.856%	8/25/2022

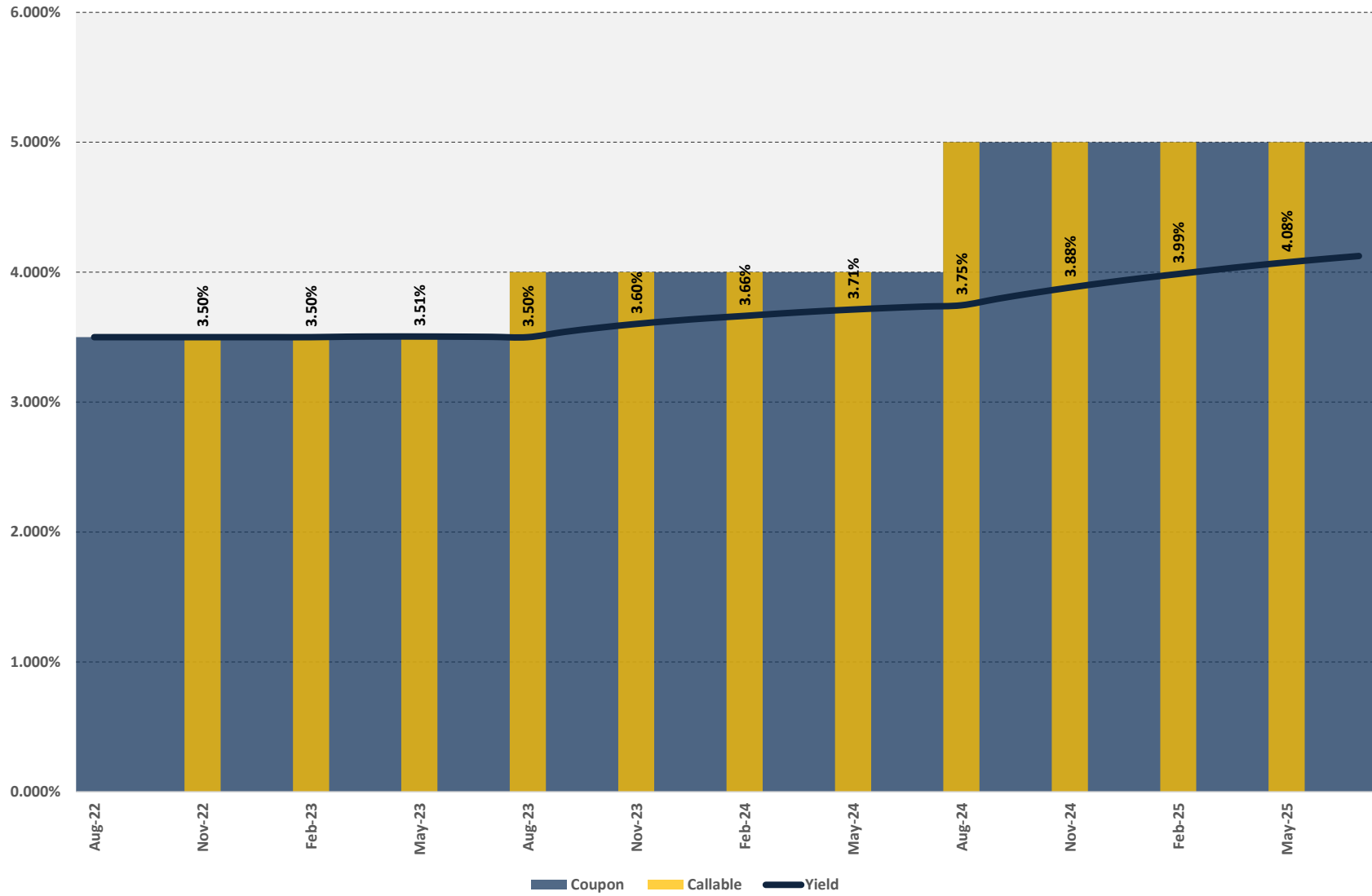
STEP DETAILS: 3% to 2/23; 4% to 8/23; 5% to 2/24; 6% to 8/24; 7% to 2/25; 8% to 8/25



# OFFERING #5 DETAILS

#	TERMS	COUPON	ISSUER	MATURITY	CUSIP	PRICE	YTC	YTW	YTM	+300 Decline	SETTLEMENT
5	3.00y/3m,q	STEP	FHLB	8/25/2025	3130ASU98	100.000	3.500%	3.500%	4.146%	-6.354%	8/25/2022

STEP DETAILS: 3.5% to 8/23; 4% to 8/24; 5% to 8/25



# OFFERING #6 DETAILS

#	TERMS	COUPON	ISSUER	MATURITY	CUSIP	PRICE	YTC	YTW	YTM	+300 Decline	SETTLEMENT
6	3.00y/3m,q	STEP	FHLMC	8/25/2025	3134GXS62	100.000	3.500%	3.500%	4.563%	-5.225%	8/25/2022

STEP DETAILS: 3.5% to 2/23; 4% to 8/23; 5% to 8/25

